



Republic of the Philippines  
Department of Health  
**JOSE R. REYES MEMORIAL MEDICAL CENTER**  
Manila



**DEPARTMENT OF DERMATOLOGY**

MA. FLORDELIZ ABAD-CASINTAHAN, M.D, FPDS  
Chairperson

DAISY KING-ISMAEL, M.D, FPDS  
Vice Chairperson

ZHARLAH GULMATICO-FLORES, M.D, FPDS  
Training Officer

MELANIE JOY C. DORIA-RUIZ, MD, FPDS  
Research Coordinator

CONSULTANT STAFF

MERCEDES BUENVAJAJE-BELOSO, MD, FPDS  
MA. ELEANOR CATHRYN D. SALONGA, MD, FPDS  
AGNES ESPINOZA-THAEBTHARM, MD, FPDS  
ELIZABETH AMELIA V. TIANCO, MD, FPDS  
KARA MELISSA T. TORRES, MD, FPDS  
ABELAINE VENIDA-TABLIZO, MD, FPDS  
MA. LUISA ABAD-VENIDA, MD, FPDS  
LILLIAN LOPEZ-VILLAFUERTE, MD, FPDS

SUBSPECIALTIES

Contact Dermatitis and Allergy, Occupational  
and Environmental Dermatology Clinic  
Dermatologic Surgery  
Dermatopathology  
Immunodermatology  
Infectious Diseases Clinic  
Photodermatology Unit  
Psoriasis Clinic

FELLOWSHIP TRAINING PROGRAM

Dermatopathology  
Dermatologic Surgery

ADDRESS

Rizal Avenue, Sta. Cruz 1003  
Manila, Philippines


CONTACT NUMBERS

Direct Line: (632) 7116703  
Trunk Line: (632) 7119491 to 98  
                  locals 334, 336  
Fax: (632) 7116703

January 3, 2021

**EMMANUEL F. MONTAÑA, JR., MD, FPCS, FACS, MHA**  
Medical Center Chief II  
This Medical Center

THRU : **WENCESLAO S. LLAUDERES, MD**  
Chief of Medical Professional Staff II



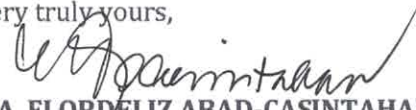
Dear Dr. Montaña,

Good day!

The Department of Dermatology Infectious Core Team would like to respectfully submit our annual report for 2021.

Kindly see attached documents for your reference. Thank you and God bless!

Very truly yours,

  
**MA. FLORDELIZ ABAD-CASINTAHAN, MD, FPDS**  
Chairperson

*Respectfully yours  
Annual Report (2021)  
Dermatology Infectious Core  
Team Sec.*





JOSE R. REYES MEMORIAL MEDICAL CENTER  
DEPARTMENT OF DERMATOLOGY

HANSEN'S DISEASE CLUB ACTIVITY REPORT  
JANUARY 2021

1. DISTRIBUTION OF STARTER KITS AND LEPRA REACTION KITS FOR LEPROSY PATIENTS

• Objectives:

- To be able to provide assistance to newly diagnosed patients, follow up patients and those experiencing lepra reaction by giving them medications which can help them boost their immunity and fight their disease



JOSE R. REYES MEMORIAL MEDICAL CENTER  
DEPARTMENT OF DERMATOLOGY

HANSEN'S DISEASE CLUB ACTIVITY REPORT  
FEBRUARY 2021

2. A LECTURE ON POTASSIUM HYDROXIDE (KOH) EXAM SPECIMEN COLLECTION, PREPARATION AND READING IN COLLABORATION WITH MEDICAL TECHNOLOGIST MS. PAULINA OFILADA. – February 8, 2021

- **Objective:**
  - To instruct on the proper specimen collection for KOH examination
  - To demonstrate the techniques of KOH smear preparation
  - To educate on how to read the KOH smear on the microscope and laboratory interpretation
  -
- **Description of Activity:**
  - The medical technologist gave a brief background on KOH smear followed by the proper specimen collection of skin scrapings from different anatomic locations. She also demonstrated the techniques on how to make a KOH smear along with how to read the smear in the microscope. Furthermore, she educated on how to interpret the findings from the KOH smear reading.
- **Output:**
  - The dermatology residents were given a chance to do a demonstration of the KOH smear preparation, microscope reading and interpretation. It was an interactive lecture, wherein the residents were able to apply the things they have learned from the medical technologist.
- **Expenses:**
  - None





### 3. REGULAR OUTPATIENT DEPARTMENT CONSULTATION

- **Objectives:**

- To provide regular consultation with leprosy patients
- To distribute medications among leprosy patients and prevent drug resistance
- To strengthen patient and community awareness on leprosy

- **Description of Activity:**

- The infectious clinic is open to patients during weekdays, 8 am to 5 pm despite the community quarantine to ensure that patients have easy access to consults and medications. The dermatology residents provide face-to-face consultations to patients who seek consult at the clinic.

- **Output:**

- The leprosy patients are able to have follow-up consultations and get their medications on a regular basis. Lepra reaction kits and starter kits were distributed to patients.

PHYSICAL CONSULTS	
January 2021	88
February 2021	71
March 2021	65

- **Expenses:**

- None

#### 4. TELEDERMATOLOGY

- **Objective:**
  - To provide online consultations to leprosy patients from far-flung areas who do not have access to transportation
  - To provide online consultations to all leprosy patients during the time of enhanced community quarantine
  
- **Description of Activity:**
  - The dermatology residents provide free online consultation to all leprosy patients who are unable to have face-to-face consults at the OPD. New patients are also assessed and encouraged to seek consult at the OPD if highly suspected as a new case of leprosy.
  
- **Output:**
  - The patients are able to undergo regular follow-up online consultations to address their medical concerns.

TELEDERMATOLOGY CONSULTS	
January 2021	7
February 2021	2
March 2021	12

- **Expenses:** None

**JOSE R. REYES MEMORIAL MEDICAL CENTER  
DEPARTMENT OF DERMATOLOGY**

**HANSEN'S DISEASE CLUB ACTIVITY REPORT  
MARCH 2021**

**ONLINE LECTURE ON INFECTIOUS DISEASE COUNSELING IN  
COLLABORATION WITH DR. DIANA G. MENDOZA – March 3, 2021**

- **Objective:**
  - To further strengthen the knowledge and empathy of the dermatology residents and consultants when communicating with patients with infectious disease
  - To educate the attendees regarding HIV counseling
  - To discuss about pretest and posttest HIV counseling
  - To review on the psychological issues and emotional reactions surrounding HIV diagnosis
  - To update on the essential components of HIV screening and testing, definition of counseling, techniques in counseling, components of counseling and the important factors in a successful counseling relationship.
  
- **Description of Activity:**
  - The lecture was conducted via an online platform, attended by the dermatology residents and consultants. Dr. Diana G. Mendoza, a venereologist and chief of the Manila Social Hygiene Clinic and Primary HIV Care Facility, gave a lecture on HIV counseling. She started the lecture by giving a summary of the epidemiology of HIV in the Philippines and the dermatologic cases seen in the Social Hygiene Clinic and Primary HIV Care. She then discussed about the Pretest and posttest counseling, psychological issues, emotional reactions surrounding HIV diagnosis. She also enlightened the attendees on the essential components of HIV screening and testing, definition of counseling, techniques in counseling, and components of counseling. She concluded the lecture by giving the important factors in a successful counseling relationship.
  
- **Output:**
  - The dermatology residents and consultants actively participated on the activity. They listened attentively and answered the questions from the lecturer. They also asked some questions to the speaker regarding HIV counseling.



# HIV Counseling



**Dr. DIANA G. MENDOZA**

VENEREOLOGIST  
CHIEF, MANILA SOCIAL HYGIENE CLINIC & PRIMARY HIV CARE FACILITY



## Pretest and Post Test Counseling Psychological Issues and Emotional Reactions Surrounding HIV Diagnosis

- Denial, Anger, Bargaining, Depression Acceptance
- Suicidal Actions / thoughts
- Fear
- Loss
- Grief
- Guilt
- Anxiety
- Low of self esteem
- hypochondria





## Essential components of HIV screening/ testing

3+1  
C's

Counseling

Consent

Confidentiality

*Compassion*



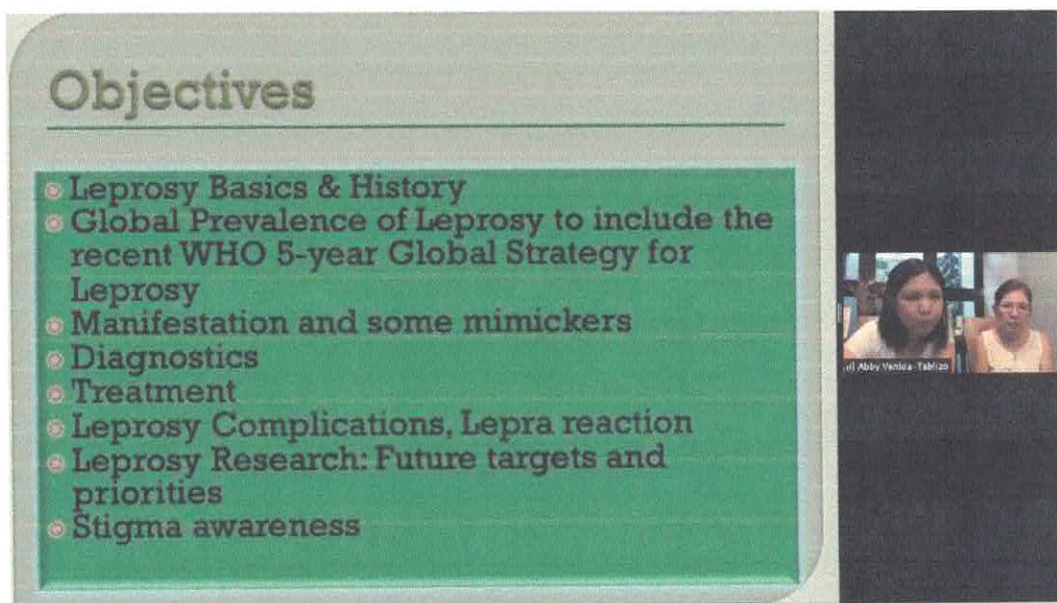
## LEPROSY LECTURE SERIES: OVERVIEW OF LEPROSY BY DR. ABELAINE VENIDA-TABLIZO – March 29, 2021

- **Objective:**
  - To give an overview on the leprosy basics and history
  - To discuss the global prevalence of leprosy including the recent WHO 5-year Global Strategy for Leprosy
  - To enumerate the clinical manifestations and mimickers of leprosy
  - To review on the diagnostics and treatment of leprosy
  - To discuss on the complications and lepra reactions
  - To provide suggestions on leprosy research with regards to future targets and priorities
  - To increase the stigma awareness against leprosy
- **Description of Activity:**
  - The first part of the lecture series was conducted through an online platform, attended by the dermatology residents and consultants. Dr.

Abelaine Venida-Tablizo gave an insightful and comprehensive lecture on the overview of leprosy. She initially discussed the basics and history of leprosy, the global prevalence of leprosy including the recent WHO 5-year Global Strategy for Leprosy. She reviewed on the clinical manifestations, mimickers of leprosy, diagnostics, treatment, complications and lepra reactions. She also enlightened the attendees on leprosy research with regards to future targets and priorities. Furthermore, Dr. Tablizo gave emphasis on the stigma awareness against leprosy.

- **Output:**

- The dermatology residents and consultants actively participated on the activity. They listened attentively and answered the questions from the lecturer.



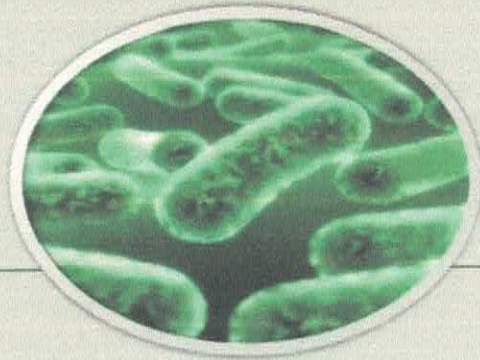
**Objectives**

- Leprosy Basics & History
- Global Prevalence of Leprosy to include the recent WHO 5-year Global Strategy for Leprosy
- Manifestation and some mimickers
- Diagnostics
- Treatment
- Leprosy Complications, Lepra reaction
- Leprosy Research: Future targets and priorities
- Stigma awareness

The slide is titled "Objectives" and lists seven bullet points. To the right of the slide is a small video inset showing two women, one of whom is identified as Dr. Abby Venida-Tablizo.


# FACTS

- Leprosy is a **chronic** disease caused by a bacillus, **Mycobacterium leprae**.
- M. leprae **multiplies slowly** and the incubation period of the disease, on average, is 5-10 years.
- In some cases, symptoms may occur within 1 year but can also take as long as 30 years to occur.
- The disease mainly affects the **skin, the peripheral nerves, mucosa of the upper respiratory tract**, and also the **eyes**.
- Leprosy is **curable** with multidrug therapy (MDT).



Leprosy is an infectious disease directly transmitted from **man to man via respiratory droplets**. It is acquired through **close contact and prolonged exposure** and only a small proportion of the population is affected.

*National Leprosy Control Program (NLCP) Manual of Training*




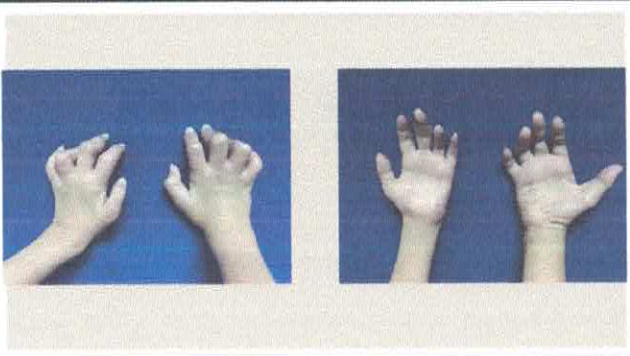
JOSE R. REYES MEMORIAL MEDICAL CENTER  
DEPARTMENT OF DERMATOLOGY

HANSEN'S DISEASE CLUB ACTIVITY REPORT  
APRIL 2021

LEPROSY LECTURE SERIES: DIAGNOSIS AND MANAGEMENT– April 15, 2021

- **Objective:**
  - To present an actual case of leprosy seen at the outpatient department
  - To discuss the diagnosis of leprosy
  - To review on the different pharmacologic and non-pharmacologic management of leprosy
- **Description of Activity:**
  - The second part of the lecture series was conducted through an online platform, attended by the dermatology residents and consultants. The lecture was started by a presentation by our first year resident, Dr. Rizia Margate, of an actual case seen at the Hansen's Disease Clinic. She discussed a case of a 15-year-old male child with a diagnosis of leprosy. The discussion was supplemented by Dr. Abelaine Venida-Tablizo and Dr. Ma. Luisa Abad-Venida. They discussed about the diagnosis of leprosy including the pharmacologic management of child and adult leprosy. Furthermore, they enlightened the residents the different non-pharmacologic management as well as the principles behind giving them.
- **Output:**
  - The dermatology residents and consultants actively participated on the activity. They listened attentively and answered the questions from the Dr. Venida and Dr. Tablizo.





## Subjective

3 years PTC - noted hypoesthesia of his 4<sup>th</sup> digit, left hand. This was associated with difficulty in extending said finger. No consult done, no meds taken. During the interim, patient noted that he was unable to flex and extend said digit now extending to the other fingers of both hands. No other lesions noted at this time.

1 year PTC - erythematous patch on right chest. (-) hypoesthesia. Applied petroleum jelly and unrecalled herbal meds which did not provide relief. Lesion persisted.

11 mos PTC - noted progression to plaques. (+) hypoesthesia. (-) meds taken. Noted progression and increase in number of lesions. Noted crowing of bilateral digits of both hands with associated hypoesthesia. (-) consult. (-) topical meds.

During the interim, noted persistence and progression of lesions which prompted consult at our institution.

(-) fever, DQ8, cough, colds  
(+) adenoma on left foot

Probs: (-) asthma, allergy, atopy

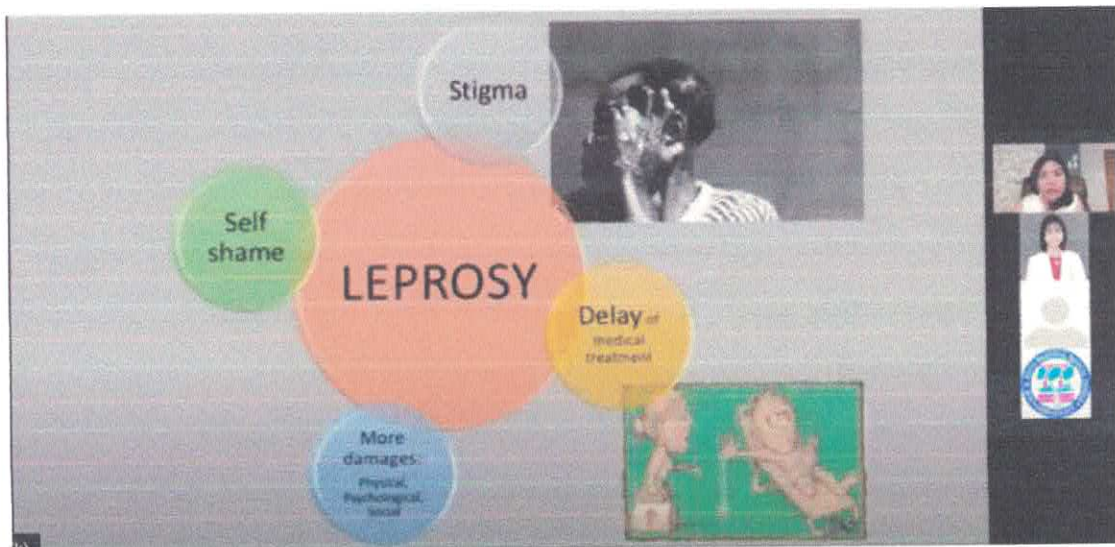
FamHx: (+) HIV - maternal  
(+) epilepsy - father (deceased - 2011)  
(-) DM, asthma, allergy


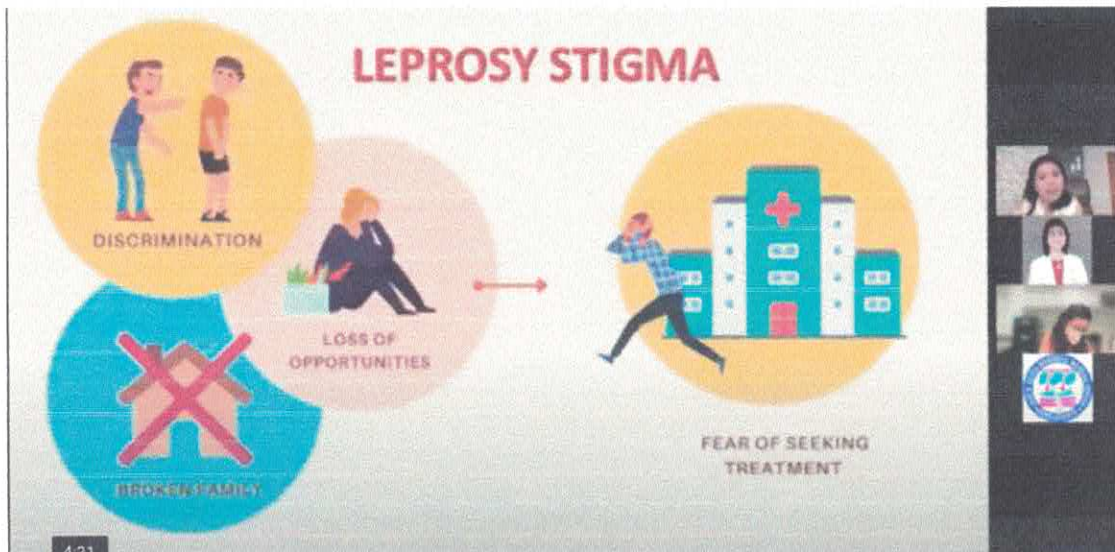
JOSE R. REYES MEMORIAL MEDICAL CENTER  
DEPARTMENT OF DERMATOLOGY

HANSEN'S DISEASE CLUB ACTIVITY REPORT  
MAY 2021

LEPROSY LECTURE SERIES: DIFFERENTIALS AND STIGMA– May 18, 2021

- **Objective:**
  - To increase the awareness regarding stigma on leprosy
  - To emphasize on healing the stigma among leprosy patients
  - To strengthen patient and community awareness on leprosy
  - To review on the different leprosy spectra
  - To discuss the clinical manifestations and mimickers of leprosy
- **Description of Activity:**
  - The third part of the lecture series was conducted through an online platform, attended by the dermatology residents and consultants. Dr. Abelaine Venida-Tablizo started the lecture on awareness regarding the stigma of leprosy. She also emphasized on the important components of healing and treating leprosy patient which are proper diagnosis, providing quality medical care, and uplifting the quality of life of patients. In addition, she discussed about the importance of educating the patients including around them and complete spiritual healing. Dr. Tablizo then enumerated the different leprosy spectra clinically in relation to their corresponding histopathologic picture. She also gave the different mimickers and differentials of leprosy. Subsequently, she flashed some photos of skin lesions and let the residents determine which one is leprosy.
- **Output:**
  - The lecture was an interactive and productive discussion whereby the residents listened attentively and participated actively.





Mary Darice Wong		Roxanne Mauleon		Mercedes Beloso		Joseph John Tayag	
Cathlyn Marie Cortez							



## Plan

1. Continue MDT MB [Dapsone removed]  
Dapsone replaced with Doxycycline 100 mg/cap 1 cap once a day (2nd pack given)  
Multivamins OD; Vit B BID  
Squalene 2 caps TID  
Egg yolk TID  
Plain Vaseline BID Mild soap, Emollients BID
2. For regular follow up with rehab medicine. Advised regular check up
3. Refer to wound clinic for management of ulcer
4. Ferrous sulfate 325mg OD

TCB after 2 weeks






JOSE R. REYES MEMORIAL MEDICAL CENTER  
DEPARTMENT OF DERMATOLOGY

HANSEN'S DISEASE CLUB ACTIVITY REPORT  
JUNE 2021

**NERVE FUNCTION IMPAIRMENTS, REACTIONS AND RELAPSE – June 16, 2021**

- **Objective:**
  - To discuss nerve function impairments affecting leprosy patients focusing on its clinical manifestations, treatment, and monitoring
  - To review on the types of lepra reactions, its predisposing factors, clinical manifestations, treatment and complications
  - To discuss relapse affecting leprosy patients, predisposing factors, clinical manifestations and treatment
  
- **Description of Activity:**
  - The fourth part of the lecture series was conducted through an online platform, attended by the dermatology residents and consultants. Dr. Abelaine Venida-Tablizo gave a concise lecture on nerve function impairments affecting leprosy patients focusing on its clinical manifestations, treatment, and monitoring. She also gave a review on the types of lepra reactions, discussed the difference between type 1 and type 2 reaction, predisposing factors, clinical manifestations, treatment and complications. Dr. Tablizo also discussed about relapse affecting leprosy patients, predisposing factors, clinical manifestations and treatment. After the lecture, she conducted a short quiz for the residents regarding the topics lectured.
  
- **Output:**
  - The lecture was an interactive and productive discussion whereby the residents listened attentively and participated actively in the short quiz given after the lecture.



---

## NERVE FUNCTION IMPAIRMENTS

- Clinically detectable loss of motor, sensory, or autonomic peripheral nerve function.
- NFI may occur in association with symptoms of neuritis (point pain and tenderness in nerve trunks, or distal pain, hyperaesthesia and tingling in the sensory areas supplied by the nerve) or it may occur insidiously without symptoms (termed 'silent' neuropathy).



Guidelines on the Control of Leprosy in the Northern Territory, Department of Health, May 2018

---

## LEPRA REACTIONS

- Immunologically mediated episodes of acute or subacute inflammation

### Type 1 (Reversal or Upgrading)

- Delayed hypersensitivity response to *M. leprae* antigens
- Occurs in BB, BL, LL
- Acute neuritis and/or acutely inflamed lesions
- Nerve tenderness with loss of sensory and motor functions
- Redness and swelling in pre-existing skin lesions occurs
- Fever, malaise, edema if reaction is severe
- Onset is common after starting treatment
- Associated change towards tuberculoid spectrum



Guidelines on the Control of Leprosy in the Northern Territory, Department of Health, May 2018

---

# RELAPSE

- Appearance of new signs of disease in person who has previously completed a course of treatment <sup>1</sup>
- Timing of onset: >2 (PB) or 5 (MB) years after end of treatment <sup>1</sup>
- Appearance of new lesions and reappearance of old lesions <sup>1</sup>
- Neuritis in previously unaffected nerves <sup>1</sup>
- A increase in BI of 2+ over previously documented BI at that site is required that is confirmed by 2 sets of skin smears 6 months apart <sup>1</sup>
- Conversion from – to + 2

1. Guidelines on the Control of Leprosy in the Northern Territory, Department of Health , May 2018
2. Manual of Procedures, Department of Health, National Leprosy Control Program, 2019



JOSE R. REYES MEMORIAL MEDICAL CENTER  
DEPARTMENT OF DERMATOLOGY

HANSEN'S DISEASE CLUB ACTIVITY REPORT  
JULY 2021

TELEDERMATOLOGY

• **Objective:**

- To provide online consultations among leprosy patients during the time of community quarantine restrictions including for patients from far-flung areas who do not have access to transportation
- To reduce leprosy relapse and resistance to multidrug therapy

• **Description of Activity:**

- The dermatology residents provide free online consultation to leprosy patients from remote areas who are unable to have face-to-face consults at the OPD. The online teledermatology services also cater to leprosy patients who are not able to come due to the community quarantine restrictions. New patients are also assessed and encouraged to seek consult at the OPD if highly suspected as a new case of leprosy.

• **Output:**

- The patients are able to undergo regular follow-up online consultations to address their medical concerns.

TELEDERMATOLOGY CONSULTS	
January 2021	7
February 2021	2
March 2021	12
April 2021	13
May 2021	12
June 2021	12
July 2021	8

• **Expenses:** None

JOSE R. REYES MEMORIAL MEDICAL CENTER  
DEPARTMENT OF DERMATOLOGY

HANSEN'S DISEASE CLUB ACTIVITY REPORT  
AUGUST 2021

REGULAR OUTPATIENT DEPARTMENT CONSULTATION

• **Objectives:**

- To provide regular consultation with leprosy patients
- To continuously provide healthcare services to leprosy patients during the time of pandemic
- To distribute medications among leprosy patients and prevent drug resistance
- To strengthen patient and community awareness on leprosy
- To ensure compliance of patients on their treatment

• **Description of Activity:**

- The dermatology residents provide face-to-face consultations to patients who seek consult at the clinic. The infectious clinic is open to patients during weekdays, 8 am to 5 pm despite the community quarantine to ensure that patients are able to continuously receive their medication for compliant in their treatment. This is also to ensure that the medical and health concerns such as lepra reactions and other conditions are well addressed.

• **Output:**

- The leprosy patients are able to have follow-up consultations and get their medications on a regular basis. Lepra reaction kits and starter kits were distributed to patients.

PHYSICAL CONSULTS	
January 2021	84
February 2021	60
March 2021	83
April 2021	54
May 2021	38
June 2021	66
July 2021	65
August 2021	39

• **Expenses:**

- None

JOSE R. REYES MEMORIAL MEDICAL CENTER  
DEPARTMENT OF DERMATOLOGY

HANSEN'S DISEASE CLUB ACTIVITY REPORT  
SEPTEMBER 2021

DISTRIBUTION OF STARTER KITS AND LEPROA REACTION KITS FOR LEPROSY PATIENTS

- **Objectives:**
  - To provide assistance to newly diagnosed patients, follow-up patients, and those experiencing lepra reaction by giving them supplements which can help them boost their immunity and fight their disease
  - To help the patients protect themselves from COVID 19 virus by providing KN95 masks and alcohol





JOSE R. REYES MEMORIAL MEDICAL CENTER  
DEPARTMENT OF DERMATOLOGY

HANSEN'S DISEASE CLUB ACTIVITY REPORT  
OCTOBER 2021

**ONLINE LIVELIHOOD PROGRAM**

• **Objectives:**

- To develop livelihood activities which can help leprosy patients to establish a potential business and possible source of income

• **Description of Activity:**

- The Hansen's Club held an online activity last October 27, 2021 on Livelihood Program. It was attended by the Hansen's Disease Core Team members and the leprosy patients of the Department of Dermatology. A prayer was led by Dr Rizia Margate, followed by welcoming remarks by Dr. Abelaine Tablizo. The meeting was facilitated by Dr. Abigail Rubiano. The core team members shared ideas on how to generate income especially in this time of pandemic such as selling food. A video on how to make leche flan was shared to the group. Furthermore, the leprosy patients also imparted some of their ideas of potential livelihood programs, such as animal farming and selling Christmas decors for the holidays.

• **Output:**

- The leprosy patients were able gain new ideas on potential source of income to be able to help them during this time of COVID 19 Pandemic. It was an interactive lecture because the audience also shared their own ideas on possible livelihood programs.

• **Expenses:**

- None







**Attendees:**

1. Dr. Abelaine Tablizo
2. Dr. Mobbydick Tana
3. Dr. Rizia Margate
4. Ms. Dhina Rabacal
5. Ms. Irma Reyes
6. Ms. Ma. Bacasiras
7. Mr. Jokitz Quitasol
8. Ms. Eisle Samson
9. Mr. Rene Florendo
10. Mr. Guilbert Poblite
11. Ms. Jinky Reyes
12. Mr. Emmaniel Baluyot

JOSE R. REYES MEMORIAL MEDICAL CENTER  
DEPARTMENT OF DERMATOLOGY

HANSEN'S DISEASE CLUB ACTIVITY REPORT  
NOVEMBER 2021

**Title:** "Kalusugang Pang-kaisipan: Mga Kaalaman Para Mapanatili ang Kalusugan ng Isip at Damdamin"

**Speaker:** Anna Sharmie C. Quezon-Santos, MD, MPM

**Date:** November 24, 2021

**Objectives:**

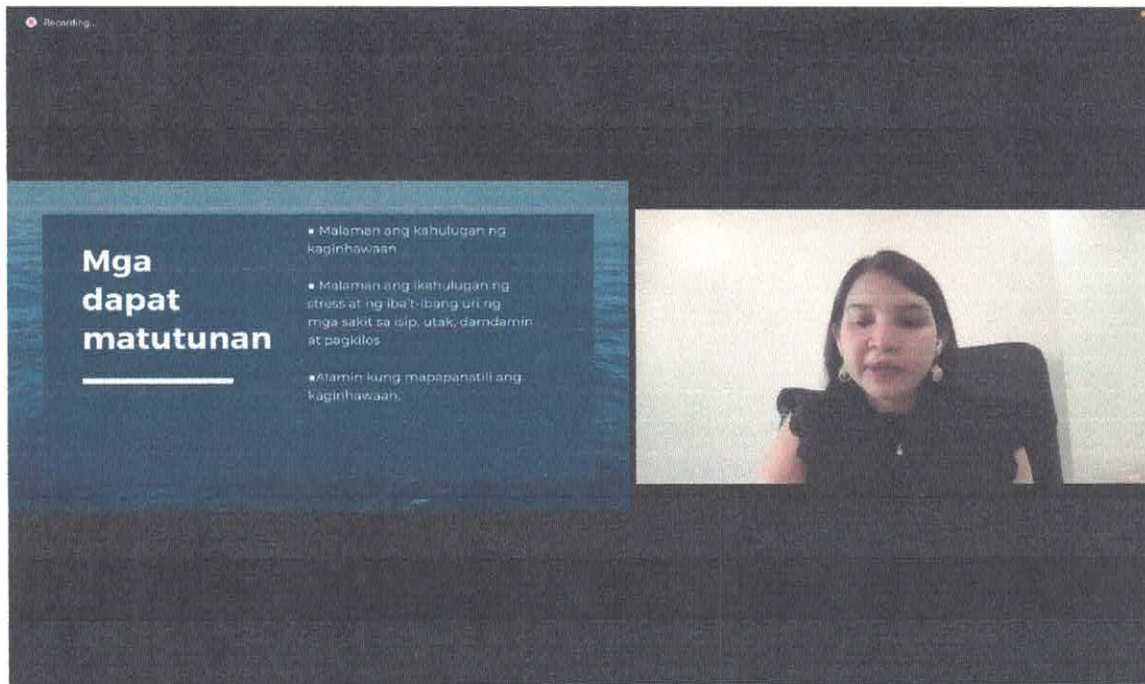
- To define stress and mental health
- To discuss the importance of mental health
- To educate the anxiety and depressive disorders
- To discuss on how to manage depression
- To further strengthen the knowledge and empathy of the dermatology residents and consultants when communicating with patients with Hansen's Disease
- To review on the psychological issues and emotional reactions surrounding Hansen's Disease
- To help patients cope with the different stresses brought about by the stigma of leprosy
- To uplift the morale and give back the confidence of leprosy patients

**Description of Activity:**

- The lecture was conducted via an online platform, attended by the Hansen's Disease Club patient, Psoriasis Club patients, Hansen's Disease Core Team, dermatology consultants and residents. Dr. Anna Sharmie C. Quezon-Santos, a psychiatrist, gave a lecture entitled "Kalusugang Pang-kaisipan: Mga Kaalaman Para Mapanatili ang Kalusugan ng Isip at Damdamin". The program was commenced with a prayer by Dr. Rizia Margate followed by the opening remarks by Dr. Abelaine Venida-Tablizo. The program was moderated by Dr. Abigail Angeline Rubiano.
- Dr. Quezon-Santos started the lecture by defining some terms such as *kaginhawaan*, mental health, and stress. She also discussed the different factors that are important in the mental health of an individual such as the biological, psychological, social and spiritual aspects. Dr. Quezon-Santos then discussed on the different types of mental health conditions such as anxiety disorder, and depressive disorder. She then enlightened the audience on how to maintain *kaginhawaan* by discussing some pointers and at the same time, asking the audience about their experiences and sentiments. Furthermore, Dr. Quezon-Santos also gave some pointers to the doctors on how to strengthen their empathy, as well as how help to the Hansen's disease and psoriasis patients cope the stresses of their health condition. The lecture was concluded by a closing remark by Ma. Luisa Abad-Venida.

**Output:**

- The Hansen's disease patients, psoriasis patients, dermatology residents, and consultants actively participated on the activity. They listened attentively and answered the questions from the lecturer. They also asked some questions to the speaker and shared their experiences.



**JOSE R. REYES MEMORIAL MEDICAL CENTER  
DEPARTMENT OF DERMATOLOGY**

**HANSEN'S DISEASE CLUB ACTIVITY REPORT  
DECEMBER 2021**

**PAMASKONG HANDOG**

• **Objectives:**

- To celebrate the spirit of Christmas through gift-giving
- To strengthen the bond between leprosy club members and residents of infectious core team

• **Description of Activity:**

- The Hansen's Club, in cooperation with the Skin Research Foundation of the Philippines, shared grocery bags for the leprosy patients last December 2021.

• **Output:**

- The department was able to share gift packs to our leprosy patients to help in celebrating Christmas amidst the pandemic.

• **Expenses:**

- None
- Gift packs of groceries sponsored by Skin Research Foundation of the Philippines







## HANSEN'S DISEASE CLUB FACEBOOK CHAT MESSENGER GROUP

- **Active Group Members: 126**
- **Objective:**
  - To be able to communicate and connect with HD patients amidst the pandemic
  - To encourage each HD patient to have a social connection with each other to help them have a sense of belongingness
- **Output:**
  - The patients are able to communicate and connect with other leprosy patients, as well as with the consultants and residents. The doctors are able to help patients cope with the different stresses brought about by the stigma of leprosy through communication.
- **Expenses:**
  - None