

SUMMARY OF APPROVED BUDGET, UTILIZATIONS, DISBURSEMENTS & BALANCES BY OBJECT OF EXPENDITURES
For The Quarter Ending December 31, 2021

Department of Health
 Department of the Secretary
 Office of the Secretary
JOSE R. REYES MEMORIAL MEDICAL CENTER
 Organization Code(UACS) 13 001 1400001
 Funding Source Code (as clustered) 06 207 533

Particulars	UACS Code	Approved Budget				Budget Utilizations					Disbursements				Balances		
		Approved Budgeted Revenue	Adjustments Add'n./Red'n./Reallignment	Adjusted Budgeted Revenue	1st. Qtr. Total	2nd. Qtr. Total	3rd. Qtr. Total	4th. Qtr. Total	Total	1st. Qtr. Total	2nd. Qtr. Total	3rd. Qtr. Total	4th. Qtr. Total	Total	Unobligated Budget	Unpaid Utilizations Due & Demandable	Not Yet Due & Demandable
1	2	3	4	5= (3+4)	6	7	8	9	10=(6+7+8+9)	11	12	13	14	15=(11+12+13+14)	16=(5-10)	17	18
I AGENCY APPROVED BUDGET																	
Personnel Services																	
Maintenance & Other Operating Expenses																	
Office Supplies Expense	5020301000		200,000.00	200,000.00											200,000.00		
Drugs & Medicines	5020307000	42,000,000.00	37,000,000.00	79,000,000.00	4,787,194.55	5,687,699.52	13,139,163.76	7,078,147.32	30,692,205.15	984,845.30	3,877,652.09	5,157,490.20	11,959,883.63	21,979,871.22	48,307,794.85		8,712,333.93
Medical, Dental & Lab. Supplies	5020308000	6,000,000.00	6,000,000.00	12,000,000.00	144,000.00	838,367.50	1,394,802.02	(7,761.60)	2,389,407.92		144,000.00	715,077.74	1,510,330.18	2,399,407.92	9,630,582.08		
Other Supplies Expense	5020399000		583,154.27	583,154.27											583,154.27		
Other Professional Services	5021198000	6,000,000.00	4,000,000.00	10,000,000.00	220,278.44	251,986.81	222,483.27	262,605.28	957,363.80	82,777.68	75,857.81	124,098.23	674,630.08	957,363.80	9,042,636.20		
Security Services	5021203000	6,000,000.00	2,271,823.94	8,271,823.94	231,539.01	232,024.29	232,024.29	232,024.29	927,611.88	231,539.01	232,024.29	229,370.43	234,678.15	927,611.88	7,344,212.06		
Other MOOE	50299990 99		100,000.00	100,000.00				25,000.00	25,000.00				25,000.00	25,000.00	75,000.00		
Capital Outlays																	
GRAND TOTAL		60,000,000.00	50,154,978.21	110,154,978.21	5,383,012.00	7,010,088.12	14,988,473.34	7,590,015.29	34,971,588.75	1,299,161.99	4,329,534.19	6,226,036.60	14,404,522.04	26,259,254.82	75,183,389.46		8,712,333.93
P.S.																	
MO.O.E.		60,000,000.00		50,154,978.21	110,154,978.21												
C.O.																	

Prepared by:

Certified Correct:

Approved:


TEODORA RUIZ-BAVIERA, MPA
 WSOO, Budget Officer


MARIA ANNUÑATE E. T. GARCIA, CPA
 Accountant IV


JAYSON G. DELA CRUZ, CPA, MPA
 Financial & Management Officer II


EMMANUEL F. MONTAÑA JR., M.D., FRCGS, MHA
 Medical Center Chief

SUMMARY OF APPROVED BUDGET, UTILIZATIONS, DISBURSEMENTS & BALANCES BY OBJECT OF EXPENDITURES
As of December 31, 2021

Department of Health
 Office of the Secretary
JOSE R. REYES MEMORIAL MEDICAL CENTER
 13 001 1400001
 Funding Source Code (as clustered) **05 206 443**

Particulars	UACS	Approved Budget		Utilizations					Disbursements				Balances				
		Approved Budgeted Revenue	Adjustments Addn./Red'n. Realignment	Adjusted Budgeted Revenue	1st Qtr. Total	2nd Qtr. Total	3rd Qtr. Total	4th Qtr. Total	TOTAL	1st Qtr. Total	2nd Qtr. Total	3rd Qtr. Total	4th Qtr. Total	TOTAL	Unobligated Budget	Unpaid Utilizations Demand	Not Yet Due & Demandable
		3	4	5=(3+4)	6	7	8	9	10=(6+7+8+9)	11	12	13	14	15=(11+12+13+14)	16=(5-10)	17	18
I. AGENCY APPROVED BUDG	1																
PERSONNEL SERVICES																	
MAINTENANCE & OTHER OPERATING EXPENSES																	
Travelling-local	50201010 00																
Training & Seminars	50202010 00																
Office Supplies Expenses	50203010 00	1,000,000.00	3,466,610.14	4,466,610.14	890,311.73	1,539,599.18	1,055,002.78	991,696.45	4,466,610.14	118,158.00	972,290.55	1,571,916.82	683,260.26	3,345,626.63			1,120,984.51
Accountable Forms Expenses	50203020 00	1,000,000.00	500,000.00	1,500,000.00	37,600.00	118,700.00	27,200.00	20,800.00	204,300.00	8,800.00	30,000.00	124,700.00	33,600.00	197,100.00	1,295,700.00		7,200.00
Food Supplies Expenses	50203050 00	11,000,000.00	2,000,000.00	13,000,000.00	5,452,217.77	2,103,398.75	2,725,300.05	173,608.66	10,454,525.23		333,304.85	2,059,438.55	2,273,453.48	4,686,198.88	2,545,474.77		5,788,328.35
Drugs & Medicines Expenses	50203070 00	5,000,000.00	1,000,000.00	6,000,000.00	300,000.00		490.00	127,366.00	427,846.00	300,000.00		490.00	127,366.00	427,846.00	5,572,154.00		
Medical, Dental & Lab. Supply	50203080 00	24,000,000.00	4,000,000.00	28,000,000.00	2,140,517.74	4,039,458.38	1,377,476.85	13,620,712.93	21,177,165.90	641,965.16	1,929,972.40	974,921.00	3,085,265.42	6,632,123.98	6,822,834.10		14,545,041.92
Fuel, Oil & Lubricants Expense	50203090 00	200,000.00	169,597.23	369,597.23	262,352.25	3,430.00		103,814.98	369,597.23	212,407.25	53,375.00		103,814.98	369,597.23			
Textbooks & Inst. Materials Exp	50203110 01																
Military & Police Supplies Expe	50203120 00																
Semi-expendable Items:																	
Machinery	50203210 01																
Office Equipment	50203210 02		205,484.46	205,484.46	18,180.00	130,449.00	6,788.00	50,067.46	205,484.46		40,315.00	81,629.00	20,453.30	142,393.30			63,091.16
ICT Equipment	50203210 03		391,215.00	391,215.00	122,802.00	64,518.00	117,279.00	86,616.00	391,215.00		117,520.00	88,267.00	76,642.00	282,429.00			108,786.00
Military, Police and Security	50203210 09																
Medical Equipment	50203210 10		530,202.00	530,202.00	312,478.00	(30,776.00)	248,500.00		530,202.00		12,000.00	14,112.00	14,112.00	40,224.00			489,978.00
Other Motor Vehicles	50203210 99		173,054.90	173,054.90	37,548.10	6,900.00	59,151.90	69,454.90	173,054.90		18,800.00	35,700.00	32,338.90	86,838.90			86,216.00
Furniture and Fixtures	50203220 01		172,045.00	172,045.00	44,810.00		39,450.00	59,410.00	172,045.00		9,450.00	85,875.00	59,410.00	172,045.00			
Books	50203220 02																
Other Supplies & Materials Exp	50203990 00	6,000,000.00		6,000,000.00	1,438,089.81	999,925.79	1,432,923.35	1,566,265.72	5,437,224.67	433,713.77	544,417.45	765,112.43	1,960,518.26	3,703,761.91	562,775.33		1,733,462.76
Water Expenses	50204010 00	23,000,000.00	9,144,304.42	32,144,304.42	11,903,378.25	4,047,147.38	9,279,266.20	6,914,512.59	32,144,304.42	11,903,378.25	4,047,147.38	6,936,956.89	6,913,590.52	29,801,075.04			2,343,229.38
Electricity Expenses	50204020 00	25,000,000.00	8,434,985.45	33,434,985.45	10,003,356.65	8,480,267.93	9,007,664.14	5,943,686.73	33,434,985.45	10,003,356.65	8,480,267.93	9,007,664.14	5,943,686.73	33,434,985.45			
Gas, Heating	50204030 00																
Postage & Courier Services	50205010 00																
Telephone Expenses - Mobile	50205020 01	100,000.00		100,000.00					87,000.00				87,000.00	87,000.00	13,000.00		
Telephone Expenses - Landline	50205020 02	2,100,000.00	392,171.65	2,492,171.65	827,806.16	620,868.62	626,813.65	416,683.22	2,492,171.65	827,806.16	620,868.62	418,439.91	625,056.96	2,492,171.65			
Internet Expenses	50205030 00	400,000.00	32,519.36	432,519.36	36,043.28		288,346.24	108,129.84	432,519.36	36,043.28		216,259.68	144,173.12	396,476.08			36,043.28

SUMMARY OF APPROVED BUDGET, UTILIZATIONS, DISBURSEMENTS & BALANCES BY OBJECT OF EXPENDITURES
As of December 31, 2021

Department of Health
 Office of the Secretary
JOSE R. REYES MEMORIAL MEDICAL CENTER
 13 001 1400001
 Funding Source Code (as clustered) **05 206 443**


Particulars	UACS	Approved Budget				Utilizations					Disbursements				Balances		
		Approved Budgeted Revenue	Adjustments Adrn./Redrn. Realignment	Adjusted Budgeted Revenue	1st Qtr. Total	2nd Qtr. Total	3rd Qtr. Total	4th Qtr. Total	TOTAL	1st Qtr. Total	2nd Qtr. Total	3rd Qtr. Total	4th Qtr. Total	TOTAL	Unobligated Budget	Unpaid Utilizations Due x Demandable	Not Yet Due & Demandable
1	2	3	4	5=(3+4)	6	7	8	9	10=(6+7+8+9)	11	12	13	14	15=(11+12+13+14)	16=(5-10)	17	18
Cable/Satellite/Telegraph & Ra	50205040 00																
Awards/Rewards Expense	50206010 01																
Legal Services	50211010 00	400,000.00		400,000.00	64,000.00	97,500.00	96,000.00	96,000.00	353,500.00	64,000.00	64,500.00	96,000.00	128,000.00	352,500.00	46,500.00	1,000.00	
Auditing Services	50211020 00	200,000.00		200,000.00		128,800.00			128,800.00					128,800.00	71,200.00		
Consultancy Services	50211030 00	500,000.00	240,640.00	740,640.00		32,000.00			740,640.00	379,765.04	32,000.00	330,551.60	389,184.00	421,184.00		319,466.00	
Other Professional Services	50211990 00	6,000,000.00		6,000,000.00	1,312,849.10	1,416,331.32	1,107,796.87	888,777.15	4,695,764.44	1,241,142.00	1,014,002.65	425,271.00	1,017,408.00	3,883,719.00	1,304,245.56	59,171.30	
Environmental/Sanitary Services	50212010 00	5,000,000.00		5,000,000.00	1,241,142.00	1,617,898.00	839,223.00	603,456.00	4,301,719.00	5,006,798.19	1,199,898.00	10,713,306.94	10,662,966.52	37,067,427.00	698,281.00	418,000.00	
Janitorial Services	50212020 00	35,200,000.00	3,526,359.73	38,726,359.73	8,167,261.75	10,713,306.94	9,481,895.52	10,363,895.52	38,726,359.73	1,491,530.83	4,703,153.58	4,703,153.58	4,703,153.58	15,600,991.57		1,668,932.73	
Security Services	50212030 00	15,000,000.00	600,991.57	15,600,991.57	1,491,530.83	4,703,153.58	4,703,153.58	4,703,153.58	15,600,991.57	1,491,530.83	4,703,153.58	4,703,153.58	4,703,153.58	15,600,991.57			
Pest Control Services	50212990 00-a	1,200,000.00		1,200,000.00	186,295.00	392,406.50	224,444.25	224,444.25	5,064,401.99	745,495.21	1,222,628.53	733,886.46	971,953.91	1,027,690.00	172,410.00	1,390,437.88	
Laundry Services	50212990 00-b	6,000,000.00		6,000,000.00	1,416,389.61	1,072,999.03	1,468,972.85	1,106,040.50	5,064,401.99	93,147.50			198,118.43	291,265.93			
Other General Services	50212990 00	300,000.00	291,265.93	300,000.00	43,340.00	139,890.00	22,887.06	35,457.18	241,574.24	30,090.00	115,540.00	38,887.06	48,957.18	233,474.24	58,425.76	8,100.00	
Taxes, Duties & Licenses	50215010 01																
Fidelity Bond Premiums	50215020 00	5,000,000.00	6,447,895.05	11,447,895.05	5,576,511.35	32,948.09	46,104.31	5,792,331.30	11,447,895.05	5,576,511.35	32,948.09	46,104.31	5,792,331.30	11,447,895.05	87,700.00	12,300.00	
Advertising Expense	50299010 00	100,000.00		100,000.00					12,300.00								
Printing & Publication Expense	50299020 00																
Representation Allowance	50299030 00																
Transportation & Delivery Expe	50299040 00	100,000.00	28,367.00	128,367.00	24,000.00	37,319.00	34,430.00	32,618.00	128,367.00	24,000.00	18,049.00		86,318.00	128,367.00		368,400.00	
Rent Expense - Equipment	50299050 04	6,000,000.00	248,420.27	6,248,420.27	1,390,800.00	1,050,400.00	378,000.00	990,000.00	3,809,200.00	1,390,800.00	888,400.00	570,000.00	621,600.00	3,440,800.00	2,439,220.27	4,480.00	
Membership Dues & Contributi	50299060 00	100,000.00	16,980.00	116,980.00	45,500.00	57,000.00		14,480.00	116,980.00	45,500.00	2,000.00	55,000.00	10,000.00	112,500.00		72,086.00	
Subscription Expense	50299070 00	100,000.00		100,000.00	3,920.00	72,086.00		76,066.00	76,066.00			3,920.00		3,920.00	23,994.00		
Other MOOE	50299990 99	5,800,000.00		5,800,000.00	441,850.00	11,500.00	7,450.00	87,160.00	547,960.00	318,350.00	11,500.00	129,500.00	88,610.00	547,960.00	5,252,040.00		
Other MOOE (ORE)	50299990 00																
Refunds/Transfer of Funds																	
Transfer to 111-PHIC (P-F)	40202170 00		3,947,096.95	3,947,096.95	3,542,906.95	404,190.00			3,947,096.95	3,542,906.95				3,947,096.95			
Transfer to 111-PHIC (P-F)	40202170 00		11,799,092.00	11,799,092.00					11,799,092.00					11,799,092.00			
Transfer to 111B-Rev fund f	40202170 00		9,410,846.72	9,410,846.72					9,410,846.72					9,410,846.72			
Transfer to 111B (DM-IRM)	40202170 00		31,724,186.92	31,724,186.92					31,724,186.92					31,724,186.92			
Transfer to 111C (Malasak	40202170 00		5,000,000.00	5,000,000.00					5,000,000.00					5,000,000.00			
Transfer to Bureau of Treas	40202170 00		10,437.80	10,437.80					10,437.80					10,437.80			


SUMMARY OF APPROVED BUDGET, UTILIZATIONS, DISBURSEMENTS & BALANCES BY OBJECT OF EXPENDITURES
As of December 31, 2021


Department of Health
 Office of the Secretary
JOSE R. REYES MEMORIAL MEDICAL CENTER
 13 001 1400001
 05 206 443

Department of Health
 Office of the Secretary
JOSE R. REYES MEMORIAL MEDICAL CENTER
 13 001 1400001
 05 206 443

Particulars	UACS	Approved Budget				Utilizations					Disbursements				Balances		
		Approved Budgeted Revenue	Adjustments Addn./Redfn. Reassignment	Adjusted Budgeted Revenue	1st Qtr. Total	2nd Qtr. Total	3rd Qtr. Total	4th Qtr. Total	TOTAL	1st Qtr. Total	2nd Qtr. Total	3rd Qtr. Total	4th Qtr. Total	TOTAL	Unobligated Budget	Unpaid Utilizations Due & Demandable	Not Yet Due & Demandable
1	2	3	4	5=(3+4)	6	7	8	9	10=(6+7+8+9)	11	12	13	14	15=(11+12+13+14)	16=(5-10)	17	18
Medical Equipment	50604050 11	34,564,574.17	48,820,610.55	83,385,184.72	72,988,046.78	3,233,619.81	4,331,543.96	2,831,974.17	83,385,184.72	-	31,357,942.20	264,683.56	13,447,658.38	45,090,284.14	10,000,000.00	-	38,294,900.58
Other Machinery Equipment	50604050 99	11,275,061.40		11,275,061.40	758,140.00	417,890.00	2,080.00	96,971.40	1,275,061.40	-	-	-	1,125,337.10	1,125,337.10	2,504,057.17	-	149,724.30
Motor Vehicles	50604080 01	2,504,057.17		2,504,057.17	-	-	-	-	-	-	-	-	-	-	11,370,851.66	-	-
Furnitures & Fixtures	50604070 01	11,370,851.66		11,370,851.66	-	-	25,000.00	(25,000.00)	-	-	-	-	-	-	-	-	-
Computer software	50608020 00	-		-	-	-	-	-	-	-	-	-	-	-	-	-	-
Infrastructure																	
Power Supply System	50604030 05	10,000,000.00		10,000,000.00	-	137,354.37	-	-	137,354.37	-	128,769.72	-	8,584.65	137,354.37	10,000,000.00	-	-
Hospitals & Health Centers	50604040 03	10,137,354.37		10,137,354.37	-	-	75,952,912.49	78,730,412.63	137,354.37	45,771,289.99	87,638,573.50	49,914,621.85	102,916,971.07	286,241,456.41	179,683,372.03	-	71,935,643.91
GRAND TOTAL		325,000,000.00	212,840,472.35	537,840,472.35	135,370,658.72	68,123,116.48	75,952,912.49	78,730,412.63	358,177,100.32	45,771,289.99	87,638,573.50	49,914,621.85	102,916,971.07	286,241,456.41	179,683,372.03	30,488,463.20	33,395,623.03
MO.O.E.		191,700,000.00	111,235,609.03	302,935,609.03	61,594,671.94	63,649,002.30	71,390,951.53	75,812,520.06	272,447,145.83	45,771,289.99	56,123,996.01	49,178,091.29	87,978,185.51	239,051,522.80	149,174,908.83	-	33,540,020.88
C.O.		133,300,000.00	101,604,863.32	234,904,863.32	73,775,986.78	4,474,114.18	4,561,960.96	2,917,892.57	85,729,954.49	-	31,514,617.49	736,530.56	14,938,785.56	47,189,933.61	-	-	-

Prepared by:  **TEODORA RUIZ-BAVIERA, MPA**
Budget Officer

Accountant:  **MARIA AMANTE**
Accountant

 **JAYSON A. DE LA CRUZ, CPA, MPA**
Financial & Management Officer II

Certified Correct:  **EMMANUEL F. MONTAÑA JR., MD, FCCP, MHA**
Medical Center Chief II

Approved: