



STATEMENT OF APPROVED BUDGET, UTILIZATIONS, DISBURSEMENTS AND BALANCES
 (For Off-Budgetary Funds)
 As at the Quarter Ending September 30, 2024


Department : Department of Health (DOH)
 Agency/Entity : Office of the Secretary
 Operating Unit : Jose R. Reyes Memorial Medical Center
 Organization Code : 13 001 1400001
 UACSI : 05 - Internally Generated Funds
 Fund Cluster : (e.g. UACSI Fund Cluster: 05-Internally Generated Funds and 06-Business Related Funds)

Particulars	UACSI CODE	Approved Budgeted Revenue	Adjustments (Reductions, Modifications/ Augmentations)	Adjusted Budgeted Revenue	Utilizations			Total	Disbursements			Total	Unutilized Budget	Balances	
					1st Quarter Ending March 31	2nd Quarter Ending June 30	3rd Quarter Ending September 30		1st Quarter Ending March 31	2nd Quarter Ending June 30	3rd Quarter Ending September 30			Unpaid Obligations (10-15)=(17+18)	Not Yet Due and Demandable
				5=([3+(-4)])	6	7	8	10=(6+7+8+9)	11	12	13	15=(11+12+13+14)	16=(5-10)	17	18
Operations	30000000000000000000	547,511,223.08	442,526,116.47	990,037,339.55	213,718,796.58	178,793,731.87	238,821,986.97	631,334,515.42	45,504,115.37	85,003,023.83	95,935,526.83	226,443,066.03	358,702,824.13	0.00	404,891,449.39
OO : Access to curative and rehabilitative health care services improved q	32000000000000000000	547,511,223.08	442,526,116.47	990,037,339.55	213,718,796.58	178,793,731.87	238,821,986.97	631,334,515.42	45,504,115.37	85,003,023.83	95,935,526.83	226,443,066.03	358,702,824.13	0.00	404,891,449.39
HEALTH FACILITIES OPERATION PROGRAM	32010000000000000000	547,511,223.08	442,526,116.47	990,037,339.55	213,718,796.58	178,793,731.87	238,821,986.97	631,334,515.42	45,504,115.37	85,003,023.83	95,935,526.83	226,443,066.03	358,702,824.13	0.00	404,891,449.39
CURATIVE HEALTH CARE SUB-PROGRAM	32010100000000000000	547,511,223.08	442,526,116.47	990,037,339.55	213,718,796.58	178,793,731.87	238,821,986.97	631,334,515.42	45,504,115.37	85,003,023.83	95,935,526.83	226,443,066.03	358,702,824.13	0.00	404,891,449.39
Operators of DOH Hospitals In Metro Manila (MM)	32010110000000000000	547,511,223.08	442,526,116.47	990,037,339.55	213,718,796.58	178,793,731.87	238,821,986.97	631,334,515.42	45,504,115.37	85,003,023.83	95,935,526.83	226,443,066.03	358,702,824.13	0.00	404,891,449.39
MOOE	180,160,000.00	405,736,628.21	585,896,628.21	205,854,985.58	160,783,841.86	146,656,199.72	513,295,027.16	45,504,115.37	78,067,674.83	87,916,344.83	211,488,135.03	72,601,601.05	286,101,223.08	0.00	301,806,892.13
CO	367,351,223.08	36,789,488.26	404,140,711.34	7,863,811.00	18,009,890.01	92,165,787.25	118,039,488.26	0.00	6,935,349.00	8,019,582.00	14,954,931.00	286,101,223.08	0.00	103,084,557.26	
Sub-Total, Operations	547,511,223.08	442,526,116.47	990,037,339.55	213,718,796.58	178,793,731.87	238,821,986.97	631,334,515.42	45,504,115.37	85,003,023.83	95,935,526.83	226,443,066.03	358,702,824.13	0.00	404,891,449.39	
PS	0.00	0.00	0.00	0.00	0.00	0.00	0.00	0.00	0.00	0.00	0.00	0.00	0.00	0.00	0.00
MOOE	180,160,000.00	405,736,628.21	585,896,628.21	205,854,985.58	160,783,841.86	146,656,199.72	513,295,027.16	45,504,115.37	78,067,674.83	87,916,344.83	211,488,135.03	72,601,601.05	286,101,223.08	0.00	301,806,892.13
Finex (if Applicable)	0.00	0.00	0.00	0.00	0.00	0.00	0.00	0.00	0.00	0.00	0.00	0.00	0.00	0.00	0.00
CO	367,351,223.08	36,789,488.26	404,140,711.34	7,863,811.00	18,009,890.01	92,165,787.25	118,039,488.26	0.00	6,935,349.00	8,019,582.00	14,954,931.00	286,101,223.08	0.00	103,084,557.26	
GRAND TOTAL	0.00	442,526,116.47	990,037,339.55	213,718,796.58	178,793,731.87	238,821,986.97	631,334,515.42	45,504,115.37	85,003,023.83	95,935,526.83	226,443,066.03	358,702,824.13	0.00	404,891,449.39	
PS	0.00	0.00	0.00	0.00	0.00	0.00	0.00	0.00	0.00	0.00	0.00	0.00	0.00	0.00	0.00
MOOE	180,160,000.00	405,736,628.21	585,896,628.21	205,854,985.58	160,783,841.86	146,656,199.72	513,295,027.16	45,504,115.37	78,067,674.83	87,916,344.83	211,488,135.03	72,601,601.05	286,101,223.08	0.00	301,806,892.13
Finex (if Applicable)	0.00	0.00	0.00	0.00	0.00	0.00	0.00	0.00	0.00	0.00	0.00	0.00	0.00	0.00	0.00
CO	367,351,223.08	36,789,488.26	404,140,711.34	7,863,811.00	18,009,890.01	92,165,787.25	118,039,488.26	0.00	6,935,349.00	8,019,582.00	14,954,931.00	286,101,223.08	0.00	103,084,557.26	

Certified Correct: 
 MA. ELENE HILARIO
 Administrative Officer V
 Date: 10/11/2024

Certified Correct: 
 MARIA ANTONIETA L. GARCIA, CPA
 Accountant IV
 Date: 10/11/2024

Recommended Approval By: 
 JAYSON G. DELA CRUZ, CPA, MPA
 Chief Administrative Officer (Finance)
 Date: 10/11/2024

Approved By: 
 WENCESLAO S. LLAUDERES, M.D., FPSNM, MPV-HG
 Medical Center Chief II
 Date: 10/11/2024