



**STATEMENT OF APPROVED BUDGET, UTILIZATIONS, DISBURSEMENTS AND BALANCES**  
 (For Off-Budgetary Funds)  
 As at the Quarter Ending June 30, 2024

Department : Department of Health (DOH)  
 Agency/Entity : Office of the Secretary  
 Operating Unit : Jose R. Reyes Memorial Medical Center  
 Organization Code (UACS) : 13 001 1400001  
 Fund Cluster : 07 - Trust Receipts


(e.g. UACS Fund Cluster: 05-Internally Generated Funds and 06-Business Related Funds)

Particulars	UACS CODE	Approved Budget				Utilizations		Total	Disbursements		Balances						
		Approved Budgeted Revenue	Adjustments (Reductions, Modifications/ Augmentations)	Adjusted Budgeted Revenue	5=([3+(-14)])	1st Quarter Ending March 31	2nd Quarter Ending June 30		1st Quarter Ending March 31	2nd Quarter Ending June 30	Total	Unutilized Budget	Unpaid Obligations (10-15)=(17+18)	Due and Demandable	Not Yet Due and Demandable		
1	2	3	4	5	6	7	8	9	10	11	12	13	14	15	16	17	18
Operations	3000000000000000	129,482,679.25	91,116,035.87	220,598,715.12	44,031,457.88	63,324,050.11	107,355,507.99	43,578,912.21	63,148,913.67	106,727,825.88	113,243,207.13	0.00	627,682.11				
OO - Access to curative and rehabilitative health care services improved	3200000000000000	129,482,679.25	91,116,035.87	220,598,715.12	44,031,457.88	63,324,050.11	107,355,507.99	43,578,912.21	63,148,913.67	106,727,825.88	113,243,207.13	0.00	627,682.11				
HEALTH FACILITIES OPERATION PROGRAM	3201000000000000	129,482,679.25	91,116,035.87	220,598,715.12	44,031,457.88	63,324,050.11	107,355,507.99	43,578,912.21	63,148,913.67	106,727,825.88	113,243,207.13	0.00	627,682.11				
CURATIVE HEALTH CARE SUB-PROGRAM	32010100002000	129,482,679.25	91,116,035.87	220,598,715.12	44,031,457.88	63,324,050.11	107,355,507.99	43,578,912.21	63,148,913.67	106,727,825.88	113,243,207.13	0.00	627,682.11				
Operations of DOH Hospitals in Metro Manila (MM)	32010110002000	129,482,679.25	91,116,035.87	220,598,715.12	44,031,457.88	63,324,050.11	107,355,507.99	43,578,912.21	63,148,913.67	106,727,825.88	113,243,207.13	0.00	627,682.11				
MOOE		129,482,679.25	90,874,436.02	220,357,115.27	44,031,457.88	63,204,050.11	107,235,517.99	43,578,912.21	63,148,913.67	106,727,825.88	113,121,597.28	0.00	507,692.11				
CO		0.00	241,599.85	241,599.85	0.00	119,990.00	119,990.00	0.00	0.00	0.00	121,609.85	0.00	119,990.00				
Sub-Total, Operations		129,482,679.25	91,116,035.87	220,598,715.12	44,031,457.88	63,324,050.11	107,355,507.99	43,578,912.21	63,148,913.67	106,727,825.88	113,243,207.13	0.00	627,682.11				
PS		0.00	0.00	0.00	0.00	0.00	0.00	0.00	0.00	0.00	0.00	0.00	0.00				
MOOE		129,482,679.25	90,874,436.02	220,357,115.27	44,031,457.88	63,204,050.11	107,235,517.99	43,578,912.21	63,148,913.67	106,727,825.88	113,121,597.28	0.00	507,692.11				
FinEx (if Applicable)		0.00	0.00	0.00	0.00	0.00	0.00	0.00	0.00	0.00	0.00	0.00	0.00				
CO		0.00	241,599.85	241,599.85	0.00	119,990.00	119,990.00	0.00	0.00	0.00	121,609.85	0.00	119,990.00				
GRAND TOTAL		129,482,679.25	91,116,035.87	220,598,715.12	44,031,457.88	63,324,050.11	107,355,507.99	43,578,912.21	63,148,913.67	106,727,825.88	113,243,207.13	0.00	627,682.11				
PS		0.00	0.00	0.00	0.00	0.00	0.00	0.00	0.00	0.00	0.00	0.00	0.00				
MOOE		129,482,679.25	90,874,436.02	220,357,115.27	44,031,457.88	63,204,050.11	107,235,517.99	43,578,912.21	63,148,913.67	106,727,825.88	113,121,597.28	0.00	507,692.11				
FinEx (if Applicable)		0.00	0.00	0.00	0.00	0.00	0.00	0.00	0.00	0.00	0.00	0.00	0.00				
CO		0.00	241,599.85	241,599.85	0.00	119,990.00	119,990.00	0.00	0.00	0.00	121,609.85	0.00	119,990.00				

Prepared by:   
 TEODORA RUIZ-BAVIERA, MPA  
 SAO, Budget Officer IV  
 Date: 7/9/2024

Prepared by:   
 MARIA AMALANTE L. GARCIA, CPA  
 Accountant IV  
 Date: 7/9/2024

Certified Correct:   
 JAYSON G. DELA CRUZ, CPA, MPA  
 Chief Administrative Officer (Finance)  
 Date: 7/9/2024

Approved by:   
 WENCESLAO S. LAUDERES, M.D., FSNM, MPH, HG  
 Medical Center Chief II  
 Date: 7/9/2024