

**SUMMARY OF APPROVED BUDGET, UTILIZATIONS, DISBURSEMENTS AND BALANCES BY OBJECT OF EXPENDITURES**  
(For Off-Budgetary Funds)

As at the Quarter Ending September 30, 2024

Department : Department of Health (DOH)  
 Agency/Entity : Office of the Secretary  
 Operating Unit : Jose R. Reyes Memorial Medical Center  
 Organization Code (UACS) : 13 001 1400001  
 Fund Cluster : 05 - Internally Generated Funds  
 (e.g. UACS Fund Cluster: 05-Internally Generated Funds and 06-Business Related Funds)

Particulars	UACS CODE	Approved Budgeted Revenue	Adjustments (Reductions, Modifications/ Augmentations)	Adjusted Budgeted Revenue	Utilizations			Total	Disbursements			Total	Unutilized Budget	Balances					
					1st Quarter Ending March 31	2nd Quarter Ending June 30	3rd Quarter Ending September 30		1st Quarter Ending March 31	2nd Quarter Ending June 30	3rd Quarter Ending September 30			Unpaid Obligations (10-15)-(17+18)	Net Yet Due and Demandable				
				6=(3+4)	5	6	7	8	9=(5+6+7+8+9)	10	11	12	13	14=(11+12+13+14)	15=(6-10)	16	17	18	
<b>A. AGENCY SPECIFIC BUDGET</b>																			
Maintenance and Other Operating Expenses		180,160,000.00	405,736,628.21	585,896,628.21	205,854,985.58	180,783,841.85	146,656,199.72	518,295,027.16	45,504,115.37	78,057,674.83	87,916,344.83	211,489,135.03	72,801,801.05	0.00	301,806,892.13				
Traveling Expenses - Local	5020101000	0.00	484,127.50	484,127.50	0.00	209,412.94	274,714.56	484,127.50	0.00	194,408.04	109,714.56	304,211.50	0.00	0.00	179,916.00				
Traveling Expenses	5020201000	2,000,000.00	0.00	2,000,000.00	67,880.00	110,386.88	138,800.00	317,076.88	55,000.00	123,196.88	138,800.00	317,076.88	1,862,823.12	0.00	0.00				
Supplies and Materials Expenses	5020300000	93,182,885.00	203,489,918.31	296,682,783.31	144,004,724.91	56,881,487.89	35,409,824.95	238,276,037.75	5,347,307.67	3,788,444.22	19,905,108.40	29,050,858.29	60,466,745.95	0.00	207,225,179.46				
Office Supplies Expenses	5020301000	2,500,000.00	3,501,532.20	6,001,532.20	172,148.00	2,442,347.32	1,740,878.88	4,355,372.20	85,782.00	624,655.40	1,440,915.30	2,151,332.70	1,546,180.00	0.00	2,204,038.30				
ICT Office Supplies	5020301001	1,750,000.00	0.00	1,750,000.00	0.00	38,700.00	65,140.00	103,840.00	0.00	6,700.00	39,240.00	45,940.00	1,846,180.00	0.00	57,800.00				
Office Supplies Expenses	5020301002	760,000.00	3,501,532.20	4,261,532.20	172,148.00	2,403,647.32	1,675,738.88	4,251,532.20	95,782.00	617,955.40	1,401,675.30	2,105,392.70	9,655,680.00	0.00	2,146,138.50				
Accountable Forms Expenses	5020302000	10,000,000.00	0.00	10,000,000.00	0.00	18,400.00	123,920.00	144,320.00	0.00	11,200.00	18,400.00	29,600.00	9,655,680.00	0.00	114,720.00				
Food Supplies Expenses	5020305000	16,750,000.00	0.00	16,750,000.00	16,040,378.74	(318,631.00)	188,034.13	15,820,382.87	247,387.82	95,000.00	689,043.05	1,010,430.97	828,617.13	0.00	14,908,951.90				
Drugs and Medicines Expenses	5020307000	38,282,885.00	0.00	38,282,885.00	580,120.00	11,537,024.00	292,855.20	12,389,788.20	61,200.00	61,200.00	960,535.20	1,072,895.20	26,873,085.80	0.00	1,316,864.00				
Medical, Dental and Laboratory Supplies Expenses	5020308000	22,695,000.00	182,482,288.61	205,047,288.61	121,281,208.26	39,630,517.25	24,974,738.47	185,858,463.98	4,898,385.00	984,390.01	14,739,200.57	20,622,855.58	16,180,822.63	0.00	165,246,508.40				
Fuel, Oil and Lubricants Expenses	5020309000	30,000.00	25,832.00	55,832.00	0.00	0.00	55,832.00	55,832.00	0.00	0.00	0.00	0.00	45,000.00	0.00	5,832.00				
Textbooks and Instructional Materials Expenses	5020311000	45,000.00	0.00	45,000.00	0.00	0.00	0.00	0.00	0.00	0.00	0.00	0.00	0.00	0.00	0.00				
Military, Police and Traffic Supplies Expenses	5020312000	2,000,000.00	0.00	2,000,000.00	0.00	0.00	23,600.00	23,600.00	0.00	0.00	0.00	0.00	1,976,400.00	0.00	23,600.00				
Semi-Expansible Machinery and Equipment Expenses	5020321000	0.00	6,749,848.76	6,749,848.76	1,185,029.00	892,080.76	4,872,760.00	6,749,848.76	1,489.00	1,045,470.00	472,332.00	1,519,301.00	0.00	0.00	5,230,546.76				
Office Equipment	5020321002	0.00	212,385.00	212,385.00	157,880.00	32,500.00	21,805.00	212,385.00	0.00	112,000.00	78,480.00	171,110.00	0.00	0.00	21,905.00				
Information and Communications Technology Equipment	5020321003	0.00	4,472,983.76	4,472,983.76	311,370.00	171,283.76	3,990,330.00	4,472,983.76	0.00	76,380.00	94,750.00	171,110.00	0.00	0.00	4,301,873.76				
Military Police and Security Equipment	5020321009	0.00	3,000.00	3,000.00	0.00	0.00	3,000.00	3,000.00	0.00	0.00	3,000.00	3,000.00	0.00	0.00	0.00				
Medical Equipment	5020321010	0.00	1,852,825.00	1,852,825.00	880,000.00	473,980.00	498,895.00	1,852,825.00	0.00	655,600.00	188,000.00	853,600.00	0.00	0.00	789,225.00				
Other Machinery and Equipment	5020321099	0.00	408,646.00	408,646.00	35,669.00	214,347.00	158,630.00	408,646.00	1,489.00	191,510.00	108,092.00	301,101.00	0.00	0.00	107,545.00				
Furniture and Fixtures	5020322001	0.00	1,120,627.20	1,120,627.20	0.00	605,872.20	514,755.00	1,120,627.20	0.00	457,772.20	238,750.00	694,522.20	0.00	0.00	428,105.00				
Books	5020322002	0.00	22,000.00	22,000.00	0.00	0.00	0.00	22,000.00	0.00	0.00	22,000.00	22,000.00	0.00	0.00	0.00				
Other Supplies and Materials Expenses	5020329000	0.00	9,627,780.54	9,627,780.54	4,785,839.91	2,031,287.38	2,810,653.27	9,627,780.54	52,093.75	518,756.61	1,356,930.26	1,927,780.64	0.00	0.00	7,700,009.90				
Utility Expenses	5020400000	31,200,000.00	18,454,384.19	6,827,790.54	6,507,380.70	16,718,612.12	26,437,884.32	48,663,657.14	6,507,380.70	16,718,612.12	25,437,884.32	48,663,657.14	1,890,537.05	0.00	0.00				
Water Expenses	5020401000	17,700,000.00	0.00	17,700,000.00	2,225,870.68	6,843,388.36	6,640,203.91	15,709,462.95	9,875,223.76	18,787,880.41	381,410.15	1,187,393.47	0.00	0.00	344,074.78				
Electricity Expenses	5020402000	13,500,000.00	19,454,384.19	32,954,384.19	4,281,480.02	9,875,223.76	18,787,880.41	32,954,384.19	4,281,480.02	643,978.89	381,410.15	1,187,393.47	0.00	0.00	344,074.78				
Communication Expenses	5020500000	2,250,000.00	180,564.00	2,430,564.00	381,206.56	345,582.91	344,074.76	1,050,864.23	181,964.43	523,414.89	1,410.15	706,788.47	889,135.77	0.00	344,074.78				
Postage and Courier Services	5020501000	30,000.00	0.00	30,000.00	0.00	0.00	0.00	0.00	0.00	0.00	0.00	0.00	0.00	0.00	0.00				
Telephone Expenses	5020502000	1,920,000.00	0.00	1,920,000.00	381,206.56	345,582.91	344,074.76	1,050,864.23	181,964.43	523,414.89	1,410.15	706,788.47	889,135.77	0.00	344,074.78				
Mobile	5020502001	30,000.00	0.00	30,000.00	0.00	0.00	0.00	0.00	0.00	0.00	0.00	0.00	0.00	0.00	0.00				
Landline	5020502002	1,890,000.00	0.00	1,890,000.00	381,206.56	345,582.91	344,074.76	1,050,864.23	181,964.43	523,414.89	1,410.15	706,788.47	889,135.77	0.00	344,074.78				
Internet Subscription Expenses	5020503000	300,000.00	180,564.00	480,564.00	0.00	284,584.00	216,000.00	480,564.00	0.00	120,584.00	380,000.00	480,564.00	0.00	0.00	0.00				

This report was generated using the Unified Reporting System on October 11, 2024 8:30 AM, Status: SUBMITTED

**SUMMARY OF APPROVED BUDGET, UTILIZATIONS, DISBURSEMENTS AND BALANCES BY OBJECT OF EXPENDITURES  
(For Off-Budgetary Funds)  
As at the Quarter Ending September 30, 2024**

Department : Department of Health (DOH)  
 Agency/Entity : Office of the Secretary  
 Operating Unit : Jose R. Reyes Memorial Medical Center  
 Organization Code (UACS) : 13 001 1400001  
 Fund Cluster : 05 - Internally Generated Funds

(e.g. UACS Fund Cluster: 06-Internally Generated Funds and 06-Business Related Funds)


Particulars	UACS CODE	Approved Budgeted Revenue	Adjustments (Reductions, Modifications/ Augmentations)	Adjusted Budgeted Revenue	Utilizations			Total	Disbursements			Total	Unutilized Budget	Balances			
					1st Quarter Ending March 31	2nd Quarter Ending June 30	3rd Quarter Ending September 30		1st Quarter Ending March 31	2nd Quarter Ending June 30	3rd Quarter Ending September 30			1st Quarter Ending March 31	2nd Quarter Ending June 30	3rd Quarter Ending September 30	Unpaid Obligations (10-15)-(17+18)
1	2	3	4	5=(3+4)	6	7	8	9	10=(6+7+8+9)	11	12	13	14=(11+12+13+14)	15=(5-14)	16	17	18
<b>A. AGENCY SPECIFIC BUDGET</b>																	
Awards/Rewards Expenses	5020601001	150,000.00	0.00	150,000.00	0.00	0.00	0.00	0.00	0.00	0.00	0.00	0.00	0.00	150,000.00	0.00	0.00	0.00
Prizes	5020602000	0.00	88,174.00	88,174.00	0.00	0.00	0.00	88,174.00	0.00	0.00	0.00	0.00	0.00	0.00	0.00	0.00	88,174.00
Professional Services	5021100000	5,325,000.00	3,559,709.04	8,884,709.04	1,632,901.17	2,927,679.11	3,974,128.76	8,734,708.04	1,790,856.63	2,989,723.65	3,587,748.12	8,348,328.40	150,000.00	0.00	0.00	0.00	398,380.64
Legal Services	5021101000	300,000.00	20,500.00	320,500.00	300.00	192,100.00	128,100.00	320,500.00	200.00	192,200.00	96,000.00	288,400.00	0.00	0.00	0.00	0.00	32,100.00
Auditing Services	5021102000	150,000.00	0.00	150,000.00	0.00	0.00	0.00	0.00	0.00	0.00	0.00	0.00	0.00	150,000.00	0.00	0.00	0.00
Consultancy Services	5021103000	375,000.00	297,160.00	672,160.00	38,000.00	72,000.00	564,160.00	672,160.00	0.00	108,000.00	236,000.00	344,000.00	0.00	0.00	0.00	0.00	328,160.00
Other Professional Services	5021199000	4,500,000.00	3,242,049.04	7,742,049.04	1,798,601.17	2,663,579.11	3,281,888.76	7,742,049.04	2,890,305.57	2,889,523.65	3,255,748.12	7,715,928.40	0.00	0.00	0.00	0.00	26,120.64
General Services	5021200000	30,350,000.00	47,066,907.46	77,416,907.46	20,336,778.61	10,899,189.91	45,777,961.19	76,803,928.71	0.00	8,305,711.65	5,320,260.90	16,316,278.12	612,998.75	0.00	0.00	0.00	60,487,648.59
Environment/Sanitary Services	5021201000	3,750,000.00	2,849,003.04	6,599,003.04	0.00	(53,138.00)	0.00	6,599,003.04	0.00	28,928.72	2,252,226.75	2,281,152.47	0.00	0.00	0.00	0.00	4,317,850.57
Janitorial Services	5021202000	12,200,000.00	22,741,166.57	34,941,166.57	0.00	4,636,098.30	30,306,070.27	34,941,166.57	0.00	3,005,346.82	1,628,357.61	4,634,704.43	0.00	0.00	0.00	0.00	30,306,462.14
Security Services	5021203000	8,000,000.00	12,238,675.30	21,238,675.30	1,921,511.80	3,843,023.60	15,472,039.90	21,238,675.30	0.00	3,843,023.60	1,628,357.61	5,764,536.40	0.00	0.00	0.00	0.00	16,472,039.90
Other General Services	5021299000	5,400,000.00	8,240,162.55	14,640,162.55	11,763,125.77	2,264,205.07	(148.89)	14,027,181.80	788,793.77	1,428,414.51	6,469,387.81	15,433,228.81	0.00	0.00	0.00	0.00	10,381,295.88
Repairs and Maintenance	5021300000	4,675,000.00	45,377,855.75	50,052,855.75	3,303,519.26	34,231,676.08	9,336,594.61	46,871,469.95	2,107,524.00	6,857,317.00	6,469,387.81	15,433,228.81	0.00	0.00	0.00	0.00	31,428,231.14
Hospitals and Health Centers	5021304003	1,500,000.00	0.00	1,500,000.00	250,000.00	0.00	0.00	250,000.00	0.00	0.00	0.00	0.00	0.00	1,250,000.00	0.00	0.00	258,000.00
Repairs and Maintenance - Machinery and Equipment	5021305000	2,875,000.00	45,363,155.75	48,238,155.75	2,955,012.26	34,226,174.08	9,129,004.61	46,310,180.95	2,074,460.00	6,799,632.00	6,301,247.81	15,175,529.81	0.00	0.00	0.00	0.00	31,134,661.14
Machinery	5021305001	375,000.00	0.00	375,000.00	0.00	3,000.00	0.00	3,000.00	0.00	3,000.00	0.00	0.00	0.00	372,000.00	0.00	0.00	0.00
Office Equipment	5021305002	750,000.00	0.00	750,000.00	40,900.00	134,147.08	18,988.12	194,035.20	36,900.00	37,701.00	0.00	110,901.00	0.00	0.00	0.00	0.00	83,134.20
Information and Communication Technology Equipment	5021305003	1,000,000.00	0.00	1,000,000.00	0.00	0.00	0.00	0.00	0.00	0.00	0.00	0.00	0.00	1,000,000.00	0.00	0.00	0.00
Medical Equipment	5021305011	375,000.00	44,639,736.65	44,914,736.65	2,834,012.26	33,716,987.00	6,363,737.39	44,914,736.65	1,957,450.00	6,691,532.00	6,037,587.71	14,686,569.71	0.00	0.00	0.00	0.00	30,228,166.94
Other Machinery and Equipment	5021305012	0.00	88,300.00	88,300.00	0.00	0.00	88,300.00	88,300.00	0.00	0.00	0.00	0.00	0.00	0.00	0.00	0.00	88,300.00
Motor Vehicles	5021305099	375,000.00	735,119.10	1,110,119.10	80,100.00	372,040.00	657,979.10	1,110,119.10	80,100.00	69,000.00	225,958.10	375,059.10	0.00	0.00	0.00	0.00	735,060.00
Repairs and Maintenance - Furniture and Fixtures	5021307000	0.00	0.00	0.00	90,507.00	62.00	198,010.00	288,589.00	33,074.00	57,486.00	157,890.00	248,449.00	0.00	0.00	11,431.00	0.00	40,120.00
Medical Equipment	5021321010	0.00	11,700.00	11,700.00	0.00	5,450.00	6,250.00	11,700.00	0.00	0.00	3,000.00	3,000.00	0.00	0.00	0.00	0.00	0.00
Financial Assistance/Subsidy	5021400000	0.00	80,387,242.35	80,387,242.35	17,666,301.31	37,410,286.34	26,320,674.70	80,387,242.35	0.00	0.00	6,250.00	6,250.00	0.00	0.00	0.00	0.00	5,450.00
Taxes, Insurance Premiums and Other Fees	5021500000	3,975,000.00	5,051,612.41	9,026,612.41	8,735,941.81	163,633.44	127,007.16	9,026,612.41	8,732,341.81	83,633.44	199,037.16	9,015,012.41	0.00	0.00	0.00	0.00	169,247.54
Taxes, Duties and Licenses	5021501001	225,000.00	103,272.08	328,272.08	98,170.00	149,130.00	80,972.08	328,272.08	94,570.00	69,130.00	152,972.08	316,672.08	0.00	0.00	0.00	0.00	11,600.00
Insurance Expenses	5021503000	3,750,000.00	4,948,340.33	8,698,340.33	8,637,771.81	14,503.44	46,065.08	8,698,340.33	8,637,771.81	14,503.44	46,065.08	8,698,340.33	0.00	0.00	0.00	0.00	0.00
Other Maintenance and Operating Expenses	5028900000	7,052,135.00	576,123.20	7,628,258.20	3,038,373.25	651,341.24	210,650.71	4,100,375.20	660,373.25	854,341.24	1,208,220.71	2,622,935.20	3,527,983.00	0.00	0.00	0.00	1,417,440.00
Advertising Expenses	5028901000	75,000.00	0.00	75,000.00	0.00	0.00	0.00	0.00	0.00	0.00	0.00	0.00	0.00	75,000.00	0.00	0.00	0.00
Printing and Publication Expenses	5028902000	150,000.00	0.00	150,000.00	0.00	0.00	0.00	0.00	0.00	0.00	0.00	0.00	0.00	150,000.00	0.00	0.00	0.00
Transportation and Delivery Expenses	5028904000	75,000.00	10,039.00	85,039.00	24,000.00	13,356.00	47,683.00	85,039.00	5,000.00	31,356.00	47,683.00	85,039.00	0.00	0.00	0.00	0.00	0.00

**SUMMARY OF APPROVED BUDGET, UTILIZATIONS, DISBURSEMENTS AND BALANCES BY OBJECT OF EXPENDITURES**  
 (For Off-Budgetary Funds)  
 As at the Quarter Ending September 30, 2024


Department : Department of Health (DOH)  
 Agency/Entity : Office of the Secretary  
 Operating Unit : Jose R. Reyes Memorial Medical Center  
 Organization Code (UACS) : 13 001 1400001  
 Fund Cluster : 05 - Internally Generated Funds


(e.g. UACS Fund Cluster: 05-Internally Generated Funds and 05-Business Related Funds)

Particulars	UACS CODE	Approved Budgeted Revenue	Adjustments (Reductions/ Modifications/ Augmentations)	Adjusted Budgeted Revenue	Utilizations			Total	Disbursements			Total	Unutilized Budget	Balances		
					1st Quarter Ending March 31	2nd Quarter Ending June 30	3rd Quarter Ending September 30		1st Quarter Ending March 31	2nd Quarter Ending June 30	3rd Quarter Ending September 30			(10-15)=(17+18)	Due and Demandable	Not Yet Due and Demandable
1	2	3	4	5=[(3)+(4)]	6	7	8	10=[(6)+(7+8+9)]	11	12	13	15=(11+12+13+14)	16=(5-10)	17	18	
<b>A. AGENCY SPECIFIC BUDGET</b>																
Ren/Lease Expenses	5029905000	3,102,135.00	157,518.00	3,259,653.00	2,945,850.00	247,200.00	33,000.00	3,226,050.00	485,850.00	625,200.00	802,200.00	1,913,250.00	33,603.00	0.00	1,312,800.00	
Rents - Motor Vehicles	5029905003	0.00	33,000.00	33,000.00	0.00	0.00	33,000.00	33,000.00	0.00	0.00	33,000.00	33,000.00	0.00	0.00	0.00	
Rents - Equipment	5029905004	3,102,135.00	124,518.00	3,226,653.00	2,945,850.00	247,200.00	0.00	3,193,050.00	485,850.00	625,200.00	769,200.00	1,880,250.00	33,603.00	0.00	1,312,800.00	
Membership Dues and Contributions to Organizations	5029906000	75,000.00	0.00	75,000.00	0.00	0.00	0.00	0.00	0.00	0.00	0.00	0.00	75,000.00	0.00	0.00	
Subscription Expenses	5029907000	75,000.00	137,672.00	212,672.00	0.00	218,000.00	(5,328.00)	212,672.00	0.00	0.00	142,672.00	142,672.00	0.00	0.00	70,000.00	
Other Maintenance and Operating Expenses	5029999000	3,500,000.00	270,894.20	3,770,894.20	68,523.25	372,785.24	135,305.71	576,614.20	68,523.25	197,785.24	215,685.71	481,974.20	3,194,280.00	0.00	94,640.00	
Capital Outlays																
Property, Plant and Equipment Outlay	5060400000	367,351,223.08	36,582,698.26	403,913,911.34	7,863,811.00	18,009,890.01	91,938,987.25	117,812,688.26	0.00	6,935,349.00	8,019,582.00	14,954,931.00	286,101,223.08	0.00	103,084,557.26	
Hospitals and Health Centers	5060404003	0.00	226,610.25	226,610.25	0.00	0.00	226,610.25	226,610.25	0.00	0.00	0.00	0.00	0.00	0.00	226,610.25	
Machinery and Equipment Outlay	5060405000	367,351,223.08	35,665,093.01	403,016,316.09	7,863,811.00	17,628,905.01	91,422,377.00	116,915,093.01	0.00	6,935,349.00	7,638,597.00	14,573,946.00	286,101,223.08	0.00	102,341,147.01	
Office Equipment	5060405002	0.00	509,750.00	509,750.00	0.00	0.00	509,750.00	509,750.00	0.00	0.00	106,750.00	106,750.00	0.00	0.00	403,000.00	
Information and Communication Technology Equipment	5060405003	0.00	13,983,299.53	13,983,299.53	0.00	6,343,379.53	7,639,920.00	13,983,299.53	0.00	99,000.00	301,700.00	400,700.00	0.00	0.00	13,582,599.53	
Medical Equipment	5060405011	367,351,223.08	18,508,797.60	385,860,020.68	7,658,811.00	9,042,566.60	83,057,420.00	99,758,797.60	0.00	6,836,349.00	7,137,240.00	13,973,589.00	286,101,223.08	0.00	85,785,208.60	
Other Machinery and Equipment	5060405099	0.00	2,663,245.88	2,663,245.88	205,000.00	2,242,958.88	215,287.00	2,663,245.88	0.00	0.00	92,907.00	92,907.00	0.00	0.00	2,570,338.88	
Furniture, Fixtures and Books Outlay	5060407000	0.00	670,985.00	670,985.00	0.00	380,985.00	290,000.00	670,985.00	0.00	0.00	380,985.00	380,985.00	0.00	0.00	290,000.00	
Furniture and Fixtures	5060407001	0.00	290,000.00	290,000.00	0.00	0.00	290,000.00	290,000.00	0.00	0.00	0.00	0.00	0.00	0.00	290,000.00	
Books	5060407002	0.00	380,985.00	380,985.00	0.00	380,985.00	0.00	380,985.00	0.00	0.00	380,985.00	380,985.00	0.00	0.00	0.00	
Computer Software	5060602000	0.00	226,800.00	226,800.00	0.00	0.00	226,800.00	226,800.00	0.00	0.00	0.00	0.00	0.00	0.00	226,800.00	
<b>GRAND TOTAL</b>		<b>547,511,223.08</b>	<b>442,526,116.47</b>	<b>990,037,339.55</b>	<b>213,718,796.58</b>	<b>178,793,731.87</b>	<b>238,821,986.97</b>	<b>631,334,515.42</b>	<b>45,504,115.37</b>	<b>85,003,023.83</b>	<b>95,935,926.83</b>	<b>226,443,066.03</b>	<b>358,702,824.13</b>	<b>0.00</b>	<b>404,891,449.39</b>	

**Certified Correct:**  
  
 MA. ELENA E. HILARIO  
 Administrative Officer V  
 Date: 10/11/2024

**Certified Correct:**  
  
 MARIA TERESA L. GARCIA, CPA  
 Accountant IV  
 Date: 10/11/2024

**Recommending Approval By:**  
  
 JAYSON G. DELA CRUZ, CPA, MPA  
 Chief Administrative Officer (Finance)  
 Date: 10/11/2024

**Approved By:**  
  
 WENCESLAO S. LAUDERES-III, MD, FFSM, MPM-HIG  
 Medical Center Chief II  
 Date: 10/11/2024