

**FY 2021 FINANCIAL PLAN**  
(based on GAA)  
(In Thousand Pesos)

Department: Department of Health  
 Agency: Office of the Secretary  
 Operating Unit: Jose R. Reyes Memorial Medical Center  
 Organization Code (UACS): 13 001 1400001

Part A	PIA/P ALLOTMENT CLASS	UACS CODE	Current Year's Obligations			Budget Year Obligation Program											REMARKS
			Actual Obligations			COMPREHENSIVE RELEASE				FOR LATER RELEASE (Negative List)							
			January 1 - Sept. 30, 2020	October 1 - Dec. 31, 2020	TOTAL	TOTAL	Q1	Q2	Q3	Q4	Sub-total	Q1	Q2	Q3	Q4	Sub-total	
	1	2	3	4	5=3+4	6=1+16	7	8	9	10	11	12	13	14	15 =12+13+14+		
<b>I. Budget Year/Appropriations</b>																	
<b>A. PROGRAMS</b>																	
<b>Operations of DUH Hospitals in MM</b>																	
<b>I. Specific Budget of NGA's</b>																	
<b>Personal Services</b>																	
	Salaries & Wages - Civilian	5010101001	520,130	107,759	627,889	806,199	201,550	201,550	201,550	201,549	806,199						
	PERA - Civilian	5010201001	31,699	6,889	38,588	42,684	10,671	10,671	10,671	10,671	42,684						
	Representation Allowance	5010202000	274	67	341	330	82	82	83	83	330						
	Transportation Allowance	5010203001	197	73	270	330	82	82	83	83	330						
	Clothing/Uniform Allowance	5010204001	9,624	-	9,624	11,112		11,112			11,112						
	Subsistence Allowance RA 7305	5010205003	9,988	4,976	14,964	36,000					-	9,000	9,000	9,000	9,000	36,000	
	Laundry Allowance RA 7305	5010206004	988	484	1,472	3,200					-	800	800	800	800	3,200	
	Productivity Enhancement Incentive Bonus (PEI)	5010208001	-	-	-	9,260					9,260						
	<b>Hazard Pay (COVID-19)</b>																
	Hazard Pay Benefits	5010211005	61,836	21,373	83,209	52,632	13,158	13,158	13,158	13,158	52,632						
	<b>Special Risk Allowance (COVID-19)</b>																
	Longevity Pay	5010212004	-	5,390	5,390	30,740					-	7,685	7,685	7,685	7,685	30,740	
	Night Shift Pay	5010213002	3,650	42	3,692	3,466	866	866	867	867	3,466						
	Mid-year bonus	5010214001	59,850	-	59,850	67,183	67,183	67,183		9,260	67,183						
	Cash Gift	5010215001	-	8,606	8,606	9,260					9,260						
	Year End Bonus	5010214001	-	59,523	59,523	67,183					67,183						
	Collective Negotiation Agreement	5010299011	-	35,598	35,598	-					-						
	Anniversary Bonus	5010299038	4,537	-	4,537	2,222	555	555	556	556	2,222						
	Pag-ibig Contribution	5010302001	1,634	179	1,813	2,222	555	555	556	556	2,222						
	Health Insurance Premiums	5010303001	7,491	852	8,343	8,385	2,096	2,096	2,097	2,097	8,385						
	Employees Compensation Insurance Premium	5010304001	1,627	179	1,806	2,222	555	555	556	556	2,222						
	Lump-sum for Filing of Positions & Step Increments	5010499000	-	-	-	2,015	503	503	504	505	2,015						
	Other Personnel Benefit (Loyalty Cash Award)	5010499099	-	307	307	-	-	-	-	-	-						

Total Regular PS		713,525	252,304	965,829	1,154,423	230,118	308,413	230,124	315,828	1,084,483	17,485	17,485	17,485	17,485	69,940	
GAS-Administration of Personnel Benefits																
Subsistence Allowance RA 7305	5010205003	12,653	(5)	12,648	-											
Laundry Allowance RA 7305	5010206004	1,220	-	1,220	-											
<b>Hazard Pay (COVID-19)</b>																
Hazard Pay (COVID-19)	5010211002	13,514	3	13,517	-											
Hazard Pay *Magna Carta of PHW's)	5010211005	30,209	(5)	30,204	-											
<b>Special Risk Allowance (COVID-19)</b>																
Special Risk Allowance (COVID-19)	5010211008	13,849	20	13,869	-											
Longevity Pay	5010212004	23,055	-	23,055	-											
Terminal Leave benefits	5010403001	6,877	1,786	8,663	-											
<b>Total GAS</b>		101,377	1,799	103,176	-	-	-	-	-	-	-	-	-	-	-	-
Total Personnel Services		814,902	254,103	1,069,005	1,154,423	230,118	308,413	230,124	315,828	1,084,483	17,485	17,485	17,485	17,485	69,940	
<b>Maintenance &amp; Other Operating Expenses</b>																
Traveling Expenses-local	5020101000	-	-	-	494	123	123	124	124	494						
Training & Seminars Expenses	5020201000	100	67	167	1,037	259	259	259	260	1,037						
Office Supplies Expenses	5020301000	271	1	272	455	113	114	114	114	455						
Accountable Forms	5020302000	21	13	34	455	113	114	114	114	455						
Food Supplies Expenses	5020305000	2,097	1,151	3,248	5,790	1,447	1,447	1,448	1,448	5,790						
Drugs & Medicines Expenses	5020307000	27,553	2,231	29,784	74,702	18,675	18,675	18,676	18,676	74,702						
Medical, Dental, & Lab. Supplies Expenses	5020308000	15,750	7,000	22,750	27,015	6,753	6,754	6,754	6,754	27,015						
Gasoline, Oil & Lubricants Expenses	5020309000	133	45	178	190	47	47	48	48	190						
Other Supplies Expenses	5020399000	248	67	315	8,465	2,116	2,116	2,116	2,117	8,465						
Water Expenses	5020401000	2,326	4,715	7,041	5,169	-	-	2,584	2,585	5,169						
Electricity Expenses	5020402000	3,293	-	3,293	5,169	-	-	2,584	2,585	5,169						
Telephone - Mobile	5020502001	276	87	363	-	-	-	-	-	-						
Telephone - Landline	5020502002	207	-	207	493	-	-	246	247	493						
Internet Expense	5020503000	-	-	-	502	125	125	126	126	502						
Consultancy Services	5021103000	-	-	-	335	83	84	84	84	335						
Other Professional Services	5021199000	-	-	-	3,346	836	836	837	837	3,346						
Environment/Sanitary Services	5021201000	-	871	871	207	207	-	-	-	207						
Janitorial Services	5021202000	3,801	5,006	8,807	2,068	2,068	-	-	-	2,068						
Security Services	5021203000	3,174	1,491	4,665	2,068	2,068	-	-	-	2,068						
Other General Services	5021299000	373	347	720	129	32	32	32	33	129						
RM - Machineries & Equipment	5021305001	25	154	179	319	79	80	80	80	319						
Taxes, Duties & Licenses	5021501001	-	54	54	-	-	-	-	-	-						
Fidelity Bond Premiums	5021502000	178	5	183	84	42	42	48	48	84						
Insurance Expense	5021503000	-	147	147	190	47	47	48	48	190						
Other MOOE (Athletic Allowance)	5029999099	2,665	-	2,665	1,336	1,336	-	-	-	1,336						
Other MOOE (COVID-19 Hazard Pay for JO's)	5029999099	575	170	745	-	-	-	-	-	-						
Other MOOE (Special Risk Allow. for JO's)	5029999099	138	-	138	-	-	-	-	-	-						
<b>Total MOOE</b>		63,204	23,622	86,826	140,018	36,569	30,895	36,274	36,280	140,018						

<b>Capital Outlay</b>												
Hospital & Health Centers	5060404003	-	-	-	10,000	-	-	-	-	10,000	-	-
Medical Equipment	5060405011	-	-	-	83,000	-	26,200	28,400	28,400	28,400	83,000	-
Total Capital Outlay		-	-	-	93,000	-	26,200	28,400	28,400	38,400	93,000	-
<b>Total Agency Specific Budget</b>		<b>878,106</b>	<b>277,725</b>	<b>1,155,831</b>	<b>1,387,441</b>	<b>266,687</b>	<b>365,508</b>	<b>294,798</b>	<b>390,508</b>	<b>1,317,501</b>	<b>17,485</b>	<b>17,485</b>
<b>II Automatic Appropriations</b>												
Retirement & Life Insurance Premiums	5010301000	21,203	40	21,243	96,744	24,186	24,186	24,186	24,186	96,744	-	-
<b>Total Automatic Appropriations</b>		<b>21,203</b>	<b>40</b>	<b>21,243</b>	<b>96,744</b>	<b>24,186</b>	<b>24,186</b>	<b>24,186</b>	<b>24,186</b>	<b>96,744</b>	<b>-</b>	<b>-</b>
<b>III Special Purpose Funds</b>												
<i>Personnel Services (MPBF)</i>												
Salaries & Wages - Civilian	5010101001	16,395	12,396	28,791	-	-	-	-	-	-	-	-
PERA - Civilian	5010201001	-	18	18	-	-	-	-	-	-	-	-
Representation Allowance	5010202000	-	31	31	-	-	-	-	-	-	-	-
Clothing/Uniform Allowance	5010204001	-	-	-	-	-	-	-	-	-	-	-
Subsistence Allowance RA 7305	5010205003	-	8	8	-	-	-	-	-	-	-	-
Laundry Allowance RA 7305	5010206004	-	1	1	-	-	-	-	-	-	-	-
Hazard Pay (COVID-19)	5010211002	-	2,449	2,449	-	-	-	-	-	-	-	-
Hazard Pay Benefits	5010211005	1,921	46	1,967	-	-	-	-	-	-	-	-
Longevity Pay	5010212004	-	2,728	2,728	-	-	-	-	-	-	-	-
Night Shift Pay	5010213002	-	10	10	-	-	-	-	-	-	-	-
Cash Gift	5010215001	-	12	12	-	-	-	-	-	-	-	-
Year End Bonus	5010214001	-	88	88	-	-	-	-	-	-	-	-
Paid-up Contribution	5010302001	-	178	178	-	-	-	-	-	-	-	-
Health Insurance Premiums	5010303001	-	840	840	-	-	-	-	-	-	-	-
Employees Compensation Insurance Premium	5010304001	-	178	178	-	-	-	-	-	-	-	-
Sub-total, MPBF		<b>18,316</b>	<b>18,983</b>	<b>37,299</b>	<b>-</b>	<b>-</b>	<b>-</b>	<b>-</b>	<b>-</b>	<b>-</b>	<b>-</b>	<b>-</b>
<i>Pension and Gratuity Fund (PGF)</i>												
Terminal Leave Benefit Pay	5010403001	-	-	-	-	-	-	-	-	-	-	-
Sub-total, PGF		<b>-</b>	<b>-</b>	<b>-</b>	<b>-</b>	<b>-</b>	<b>-</b>	<b>-</b>	<b>-</b>	<b>-</b>	<b>-</b>	<b>-</b>
<b>Total, Special Purpose Fund (SPF)</b>		<b>18,316</b>	<b>18,983</b>	<b>37,299</b>	<b>-</b>	<b>-</b>	<b>-</b>	<b>-</b>	<b>-</b>	<b>-</b>	<b>-</b>	<b>-</b>
<b>IV Subsidy-Others</b>												
<b>RA 11465 Various SAA's</b>												
<b>Personnel Services</b>												
MPBF-Upgraded Nurse 1	5010101001	-	-	-	-	-	-	-	-	-	-	-
Salaries & Wages - Civilian	5010211005	18,590	18,590	-	-	-	-	-	-	-	-	-
Hazard Pay Benefits	5010212004	4,234	4,234	-	-	-	-	-	-	-	-	-
Longevity Pay	5010214001	70	70	-	-	-	-	-	-	-	-	-
Mid-year bonus	5010214001	1,442	1,442	-	-	-	-	-	-	-	-	-
Health Insurance Premiums	5010303001	257	257	-	-	-	-	-	-	-	-	-
Total Personnel Services		<b>-</b>	<b>24,593</b>	<b>24,593</b>	<b>-</b>	<b>-</b>	<b>-</b>	<b>-</b>	<b>-</b>	<b>-</b>	<b>-</b>	<b>-</b>
<b>Maintenance &amp; Other Operating Expenses</b>												





Other MOOE	5029999099	55	170	225															
Total MOOE		12,540	1,273	13,813															
Capital Outlay																			
Hospital & Health Centers	5060404003	5,377	4,489	9,866															
Medical Equipment	5060406011	5,377	4,489	9,866															
Total Capital Outlay																			
<b>Total Conap (RA 11465)</b>		<b>35,510</b>	<b>117,990</b>	<b>153,500</b>															
<b>II. RA 11494 BAYANIHAN II (GRF-Covid 19)</b>																			
Personnel Services																			
Hazard Pay (AHDP & SRA-Covid 19)	5010211005		32,950	32,950															
Total Personnel Services			32,950	32,950															
Maintenance & Other Operating Expenses																			
Food Supplies Expense	5020305000		16,770	16,770															
Medical, Dental & Lab. Supplies	5020308000		11,178	11,178															
Other MOOE (AHDP & SRA of JO's)	5029999099		1,593	1,593															
Total MOOE			29,541	29,541															
Total Bayanihan II (PS + MOOE)			62,491	62,491															
TOTAL PRIOR YEAR'S BUDGET/APPROPRIATIONS		35,510	180,481	215,991															
<b>GRAND TOTAL</b>		<b>1,223,094</b>	<b>548,671</b>	<b>1,771,765</b>	<b>1,484,185</b>	<b>290,873</b>	<b>389,694</b>	<b>318,984</b>	<b>414,694</b>	<b>1,414,245</b>	<b>17,485</b>	<b>17,485</b>	<b>17,485</b>	<b>17,485</b>	<b>17,485</b>	<b>17,485</b>	<b>69,940</b>		


Prepared by:


  
**TEODORA R. BAVIERA, MPA**  
 SAO, Budget Officer  
 Date: 1/25

In coordination with:

  
**JAYSON G. DE LA CRUZ, CPA, MPA**  
 Financial & Management Officer II  
 Date: \_\_\_\_\_

Approved by:

  
**LUCIA H. PANAGUITON**  
 OIC, Chief, Administrative Officer  
 Date: 1/25/2021

  
**EMANUEL F. MONTAÑA JR., MD, FACS, FPCS, MHA**  
 Medical Center Chief II  
 Date: JAN 25 2021

**FY 2021 FINANCIAL PLAN**

(based on GAA)  
(in Thousand Pesos)

*Priority*

**BED 1**

Department: Department of Health  
 Agency: Office of the Secretary  
 Operating Unit: Jose R. Reyes Memorial Medical Center  
 Organization Code (UACS): 13 001 1400001

PIA/PI ALLOTMENT CLASS	UACS CODE	Current Year's Obligations				TOTAL	Budget Year Obligation Program											REMARKS
		Actual Obligations					TOTAL	COMPREHENSIVE RELEASE				FOR LATER RELEASE (Negative List)				Sub-total		
		January 1 - Sept. 30, 2020	October 1- Dec. 31, 2020	TOTAL	6=1+16			Q1	Q2	Q3	Q4	Sub-total	Q1	Q2	Q3		Q4	
Part A	1	2	3	4	5=3+4	6=1+16	7	8	9	10	11	12	13	14	15	16=12+13+14+		
<b>I. Budget Year/Appropriations</b>																		
<b>A. PROGRAMS</b>																		
<b>Operations of UH Hospitals in MM</b>																		
<b>I. Specific Budget of NGA's</b>																		
<b>Personnel Services</b>																		
Salaries & Wages - Civilian	5010101001	520,130	107,759	627,889	806,199	201,550	201,550	201,550	201,549	806,199	-	-	-	-	-	-	-	
PERA - Civilian	5010201001	31,699	6,889	38,588	42,684	10,671	10,671	10,671	10,671	42,684	-	-	-	-	-	-	-	
Representation Allowance	5010202000	274	67	341	330	82	82	83	83	330	-	-	-	-	-	-	-	
Transportation Allowance	5010203001	197	73	270	330	82	82	83	83	330	-	-	-	-	-	-	-	
Clothing/Uniform Allowance	5010204001	9,624	-	9,624	11,112	11,112	11,112	-	-	11,112	-	-	-	-	-	-	-	
Subsistence Allowance RA 7305	5010205003	9,988	4,976	14,964	36,000	-	-	-	-	-	-	-	-	-	-	-	-	
Laundry Allowance RA 7305	5010206004	988	484	1,472	3,200	9,260	9,260	9,260	9,260	9,260	-	-	-	-	-	-	-	
Productivity Enhancement Incentive Bonus (PEI)	5010208001	-	-	-	9,260	-	-	-	-	-	-	-	-	-	-	-	-	
<b>Hazard Pay (COVID-19)</b>																		
Hazard Pay Benefits	5010211005	61,836	21,373	83,209	52,632	13,158	13,158	13,158	13,158	52,632	-	-	-	-	-	-	-	
<b>Special Risk Allowance (COVID-19)</b>																		
Longevity Pay	5010212004	-	5,390	5,390	30,740	-	-	-	-	-	-	-	-	-	-	-	-	
Night Shift Pay	5010213002	3,650	42	3,692	3,466	866	866	867	867	3,466	-	-	-	-	-	-	-	
Mid-year bonus	5010214001	59,850	-	59,850	67,183	67,183	67,183	9,260	9,260	67,183	-	-	-	-	-	-	-	
Cash Gift	5010215001	-	8,606	8,606	9,260	-	-	-	-	9,260	-	-	-	-	-	-	-	
Year End Bonus	5010214001	-	59,523	59,523	67,183	-	-	-	-	67,183	-	-	-	-	-	-	-	
Collective Negotiation Agreement	5010299011	-	35,598	35,598	-	-	-	-	-	-	-	-	-	-	-	-	-	
Anniversary Bonus	5010299038	4,537	-	4,537	-	-	-	-	-	-	-	-	-	-	-	-	-	
Pag-ibig Contribution	5010302001	1,634	179	1,813	2,222	555	555	556	556	2,222	-	-	-	-	-	-	-	
Health Insurance Premiums	5010303001	7,491	852	8,343	8,385	2,096	2,096	2,096	2,097	8,385	-	-	-	-	-	-	-	
Employees Compensation Insurance Premium	5010304001	1,627	179	1,806	2,222	555	555	556	556	2,222	-	-	-	-	-	-	-	
Lump-sum for Filing of Positions & Step Increments	5010499000	-	-	-	2,015	503	503	504	505	2,015	-	-	-	-	-	-	-	
Other Personnel Benefit (Loyalty Cash Award)	5010499099	-	307	307	-	-	-	-	-	-	-	-	-	-	-	-	-	

Total Regular PS		713,525	252,304	965,829	1,154,423	230,118	308,413	230,124	315,828	1,084,483	17,485	17,485	17,485	17,485	69,940
GAS-Administration of Personnel Benefits															
Subsistence Allowance RA 7305	5010205003	12,653	(5)	12,648	-										
Laundry Allowance RA 7305	5010206004	1,220	-	1,220	-										
Hazard Pay (COVID-19)	5010211002	13,514	3	13,517	-										
Hazard Pay *Magna Carta of PHW's)	5010211005	30,209	(5)	30,204	-										
Special Risk Allowance (COVID-19)	5010211008	13,849	20	13,869	-										
Longevity Pay	5010212004	23,055	-	23,055	-										
Terminal leave benefits	5010403001	6,877	1,786	8,663	-										
Total GAS		101,377	1,799	103,176	-	-	-	-	-	-	-	-	-	-	-
Total Personnel Services		814,902	254,103	1,069,005	1,154,423	230,118	308,413	230,124	315,828	1,084,483	17,485	17,485	17,485	17,485	69,940
Maintenance & Other Operating Expenses															
Traveling Expenses-local	5020101000	-	-	-	494	123	123	124	124	494					
Training & Seminars Expenses	5020201000	100	67	167	1,037	259	259	259	260	1,037					
Office Supplies Expenses	5020301000	271	1	272	455	113	114	114	114	455					
Accountable Forms	5020302000	21	13	34	455	113	114	114	114	455					
Food Supplies Expenses	5020305000	2,097	1,151	3,248	5,790	1,447	1,447	1,448	1,448	5,790					
Drugs & Medicines Expenses	5020307000	27,553	2,231	29,784	74,702	18,675	18,675	18,676	18,676	74,702					
Medical, Dental, & Lab. Supplies Expenses	5020308000	15,750	7,000	22,750	27,015	6,753	6,754	6,754	6,754	27,015					
Gasoline, Oil & Lubricants Expenses	5020309000	133	45	178	190	47	47	48	48	190					
Other Supplies Expenses	5020399000	248	67	315	8,465	2,116	2,116	2,116	2,117	8,465					
Water Expenses	5020401000	2,326	4,715	7,041	5,169	-	-	2,584	2,585	5,169					
Electricity Expenses	5020402000	3,293	-	3,293	5,169	-	-	2,584	2,585	5,169					
Telephone - Mobile	5020502001	276	87	363	-	-	-	-	-	-					
Telephone - Landline	5020502002	207	-	207	493	-	-	246	247	493					
Internet Expense	5020503000	-	-	-	502	125	125	126	126	502					
Consultancy Services	5021103000	-	-	-	335	83	84	84	84	335					
Other Professional Services	5021199000	-	-	-	3,346	836	836	837	837	3,346					
Environment/Sanitary Services	5021201000	-	871	871	207	-	-	-	-	207					
Janitorial Services	5021202000	3,801	5,006	8,807	2,068	2,068	-	-	-	2,068					
Security Services	5021203000	3,174	1,491	4,665	2,068	2,068	-	-	-	2,068					
Other General Services	5021299000	373	347	720	129	32	32	32	33	129					
RM - Machineries & Equipment	5021305001	25	154	179	319	79	80	80	80	319					
Taxes, Duties & Licenses	5021501001	-	54	54	-	-	-	-	-	-					
Fidelity Bond Premiums	5021502000	178	5	183	84	42	42	-	-	84					
Insurance Expense	5021503000	-	147	147	190	47	47	48	48	190					
Other MOOE (Athletic Allowance)	5029999099	2,665	-	2,665	1,336	-	-	-	-	1,336					
Other MOOE (COVID-19 Hazard Pay for JO's)	5029999099	575	170	745	-	-	-	-	-	-					
Other MOOE (Special Risk Allow. for JO's)	5029999099	138	-	138	-	-	-	-	-	-					
Total MOOE		63,204	23,622	86,826	140,018	36,569	30,895	36,274	36,280	140,018					-



<b>Capital Outlay</b>														
Hospital & Health Centers	5060404003	-	-	-	-	10,000	-	-	-	-	-	-		
Medical Equipment	5060405011	-	-	-	-	83,000	-	26,200	28,400	28,400	83,000	-		
Total Capital Outlay		-	-	-	-	93,000	-	26,200	28,400	36,400	93,000	-		
<b>Total Agency Specific Budget</b>		<b>878,106</b>	<b>277,725</b>	<b>1,155,831</b>	<b>1,387,441</b>	<b>266,687</b>	<b>365,508</b>	<b>294,798</b>	<b>390,508</b>	<b>1,317,501</b>	<b>17,485</b>	<b>17,485</b>	<b>17,485</b>	<b>69,940</b>
<b>II Automatic Appropriations</b>														
Retirement & Life Insurance Premiums	5010301000	21,203	40	21,243	96,744	24,186	24,186	24,186	24,186	96,744	-	-	-	-
<b>Total, Automatic Appropriations</b>		<b>21,203</b>	<b>40</b>	<b>21,243</b>	<b>96,744</b>	<b>24,186</b>	<b>24,186</b>	<b>24,186</b>	<b>24,186</b>	<b>96,744</b>	<b>-</b>	<b>-</b>	<b>-</b>	<b>-</b>
<b>III Special Purpose Funds</b>														
<i>Personnel Services (MPBF)</i>														
Salaries & Wages - Civilian	5010101001	16,395	12,396	28,791	-	-	-	-	-	-	-	-	-	-
PERA - Civilian	5010201001	-	18	18	-	-	-	-	-	-	-	-	-	-
Representation Allowance	5010202000	-	31	31	-	-	-	-	-	-	-	-	-	-
Clothing/Uniform Allowance	5010204001	-	-	-	-	-	-	-	-	-	-	-	-	-
Subsistence Allowance RA 7305	5010205003	-	8	8	-	-	-	-	-	-	-	-	-	-
Laundry Allowance RA 7305	5010206004	-	1	1	-	-	-	-	-	-	-	-	-	-
Hazard Pay (COVID-19)	5010211002	-	2,449	2,449	-	-	-	-	-	-	-	-	-	-
Hazard Pay Benefits	5010211005	1,921	46	1,967	-	-	-	-	-	-	-	-	-	-
Longevity Pay	5010212004	-	2,728	2,728	-	-	-	-	-	-	-	-	-	-
Night Shift Pay	5010213002	-	10	10	-	-	-	-	-	-	-	-	-	-
Cash Gift	5010215001	-	12	12	-	-	-	-	-	-	-	-	-	-
Year End Bonus	5010214001	-	88	88	-	-	-	-	-	-	-	-	-	-
Paging Contribution	5010302001	-	178	178	-	-	-	-	-	-	-	-	-	-
Health Insurance Premiums	5010303001	-	840	840	-	-	-	-	-	-	-	-	-	-
Employees Compensation Insurance Premium	5010304001	-	178	178	-	-	-	-	-	-	-	-	-	-
<b>Sub-total, MPBF</b>		<b>18,316</b>	<b>18,983</b>	<b>37,299</b>	<b>-</b>	<b>-</b>	<b>-</b>	<b>-</b>	<b>-</b>	<b>-</b>	<b>-</b>	<b>-</b>	<b>-</b>	<b>-</b>
<i>Pension and Gratuity Fund (PGF)</i>														
Terminal Leave Benefit Pay	5010403001	-	-	-	-	-	-	-	-	-	-	-	-	-
<b>Sub-total, PGF</b>		<b>-</b>	<b>-</b>	<b>-</b>	<b>-</b>	<b>-</b>	<b>-</b>	<b>-</b>	<b>-</b>	<b>-</b>	<b>-</b>	<b>-</b>	<b>-</b>	<b>-</b>
<b>Total, Special Purpose Fund (SPF)</b>		<b>18,316</b>	<b>18,983</b>	<b>37,299</b>	<b>-</b>	<b>-</b>	<b>-</b>	<b>-</b>	<b>-</b>	<b>-</b>	<b>-</b>	<b>-</b>	<b>-</b>	<b>-</b>
<b>IV Subsidy-Others</b>														
<b>RA 11465 Various SAA's</b>														
<b>Personnel Services</b>														
MPBF-Upgraded Nurse 1	5010101001	-	18,590	18,590	-	-	-	-	-	-	-	-	-	-
Salaries & Wages - Civilian	5010211005	-	4,234	4,234	-	-	-	-	-	-	-	-	-	-
Hazard Pay Benefits	5010212004	-	70	70	-	-	-	-	-	-	-	-	-	-
Longevity Pay	5010214001	-	1,442	1,442	-	-	-	-	-	-	-	-	-	-
Mid-year bonus	5010303001	-	257	257	-	-	-	-	-	-	-	-	-	-
Health Insurance Premiums		-	-	-	-	-	-	-	-	-	-	-	-	-
<b>Total Personnel Services</b>		<b>-</b>	<b>24,593</b>	<b>24,593</b>	<b>-</b>	<b>-</b>	<b>-</b>	<b>-</b>	<b>-</b>	<b>-</b>	<b>-</b>	<b>-</b>	<b>-</b>	<b>-</b>
<b>Maintenance &amp; Other Operating Expenses</b>														

Traveling Expenses-local	5020101000	247	3	250																			
Office Supplies Expenses	5020301000	4	40	44																			
Accountable Form Expenses	5010302000	53	-	53																			
Food Supplies Expenses	5020305000	417	-	417																			
Drugs & Medicines Expenses	5020307000	95	520	615																			
Medical, Dental, & Lab. Supplies Expenses	5020308000	596	207	803																			
Gasoline, Oil & Lubricants	5020309000	-	145	145																			
Other Supplies Expenses	5020399000	88	44	132																			
Water Expenses	5020401000		-	-																			
Electricity Expenses	5020402000		-	-																			
Telephone - Mobile	5020502001	50	44	94																			
Telephone - Landline	5020502002	13	2	15																			
Other Prof. Services(Salaries-Contractual)	5021199000	6	224	230																			
Rental Expenses (Living Quarters)	5029905005	1,452	-	1,452																			
Transfer of Funds (Hosp. fees)	4020217000	66,950	6,725	73,675																			
Other MOOE (Gratuity Pay)	5029999099		7	7																			
Total MOOE		69,971	7,961	77,932																			
Capital Outlay																							
Medical, Dental, & Lab. Equipment	5060405011	139,979	-	139,979																			
Total Capital Outlay		139,979	-	139,979																			
<b>Total SAA's (various)</b>		<b>209,950</b>	<b>32,554</b>	<b>242,504</b>																			
<b>V. RA 11469 BAYANIHAN 1 (QRF-Covid 19)</b>																							
SAAs from Central Office																							
Maintenance & Other Operating Expenses																							
Office Supplies Expenses	5020301000	27	8	35																			
Food Supplies Expenses	5020305000	2,321	307	2,628																			
Drugs & Medicines Expenses	5020307000	1,104	84	1,188																			
Medical, Dental, & Lab. Supplies Expenses	5020308000	41,063	7,780	48,843																			
Other Supplies Expense	5020399000	1,684	1,895	3,579																			
Water Expenses	5020401000		2,470	2,470																			
Electricity Expenses	5020402000		2,690	2,690																			
Telephone - Mobile	5020502001	28	75	103																			
Other Prof. Services(Salaries of JO's)	5021199000	1,653	4,804	6,457																			
Rental (Medical Equipment)	5029905004	-	208	208																			
Rental (Living Quarters)	5029905005	-	4,453	4,453																			
Other MOOE (Gratuity Pay)	5029999099	-	101	101																			
Other MOOE (Transpo Allow.)	5029999099	28	76	104																			
Other MOOE (PHIC cont.)	5029999099	14	151	165																			
Total MOOE		47,922	25,102	73,024																			
Capital Outlay																							
Medical, Dental, & Lab. Equipment	5060405011	12,087	13,786	25,873																			
Total Capital Outlay		12,087	13,786	25,873																			
<b>Total Bayanihan Fund (QRF)</b>		<b>60,009</b>	<b>38,888</b>	<b>98,897</b>																			
<b>TOTAL CURRENT YEAR'S BUDGET/APPROPRIATIONS</b>		<b>1,187,584</b>	<b>368,190</b>	<b>1,555,774</b>	<b>1,484,185</b>	<b>290,873</b>	<b>389,694</b>	<b>318,984</b>	<b>414,694</b>	<b>1,414,245</b>	<b>17,485</b>	<b>17,485</b>	<b>17,485</b>	<b>17,485</b>	<b>17,485</b>	<b>69,940</b>							

**Continuing Allotment/Appropriations**

**I. RA 11465 (Regular Approp/SARO's and SAA's)**

Personnel Services																				
Salaries and Wages	5010101001	49,554	49,554																	
PERA	5010201001	3,338	3,338																	
Clothing/Uniform Allowance	5010204001	819	819																	
Subsistence Allowance RA 7305	5010205003	2,334	2,334																	
Laundry Allowance RA 7305	5010206004	234	234																	
Hazard Pay	5010211005	9,126	9,126																	
Longevity Pay	5010212004	4	4																	
Year-end Bonus	5010214001	154	154																	
Cash-Gift	5010215001	5	5																	
Collective Negotiation Agreement (C.N.A)	5010299011	-	6																	
Productivity Enhancement Incentive (PEI)	5010299012	8,573	8,573																	
Performance-based Bonus (PBB)	5010299014	-	15																	
Pag-ibig Contributions	5010302001	173	173																	
Philhealth Contributions	5010303001	726	726																	
ECIP Contributions	5010304001	173	173																	
Terminal Leave Benefits	5010403001	9,279	26,851																	
Other Personne Benefits (SRI)	5010499099	17,020	17,020																	
Other Personne Benefits (Loyalty Cash Award)	5010499099	493	493																	
Other Personne Benefits (Anniv. Bonus)	5010499099	-	10,223																	
Total Personnel Services		17,593	112,228	129,821																
Maintenance & Other Operating Expenses																				
Transfer of funds (Hospital fees)	4020217000	5,713	-	5,713																
Travelling-local	5020101000	-	-	-																
Training & Seminars	5020201000	315	315	315																
Office Supplies Expense	5020301000	190	73	263																
Food Supplies Expense	5020305000	32	-	32																
Drugs & Medicines Expenses	5020307000	405	107	512																
Medical, Dental, & Lab. Supplies Expenses	5020308000	328	133	461																
Other Supplies Expenses	5020399000	419	82	501																
Water Services	5020401000	275	-	275																
Light & Power Services	5020402000	878	-	878																
Telephone - Mobile	5020502001	1	-	1																
Telephone - Landline	5020502002	34	11	45																
Internet Expenses	5020503000	54	13	67																
Other Prof. Services (Salaries of JO's)	5021199000	3,366	364	3,730																
Security Services	5021203000	782	-	782																
RM-Medical Equipment	5021305011	2	-	2																
Transportation & Delivery Expense	5029904000	1	-	1																
Membership Dues & Contributions	5029906000	5	5	10																


Other MOOE	5029999099	55	170	225															
Total MOOE		12,540	1,273	13,813															
Capital Outlay																			
Hospital & Health Centers	5060404003		-	-															
Medical Equipment	5060406011	5,377	4,489	9,866															
Total Capital Outlay		5,377	4,489	9,866															
<b>Total Conap (RA 11465)</b>		<b>35,510</b>	<b>117,990</b>	<b>153,500</b>															
<b>II. RA 11494 BAYANIHAN II (GRF-Covid 19)</b>																			
Personnel Services																			
Hazard Pay (AHDP & SRA-Covid 19)	5010211005		32,950	32,950															
Total Personnel Services			32,950	32,950															
Maintenance & Other Operating Expenses			-	-															
Food Supplies Expense	5020305000		16,770	16,770															
Medical, Dental & Lab. Supplies	5020308000		11,178	11,178															
Other MOOE (AHDP & SRA of JO's)	5029999099		1,593	1,593															
Total MOOE			29,541	29,541															
Total Bayanihan II (PS + MOOE)			62,491	62,491															
TOTAL PRIOR YEARS BUDGET/APPROPRIATIONS		35,510	180,481	215,991															
<b>GRAND TOTAL</b>		<b>1,223,094</b>	<b>548,671</b>	<b>1,771,765</b>	<b>1,484,185</b>	<b>290,873</b>	<b>389,694</b>	<b>318,984</b>	<b>414,694</b>	<b>1,414,245</b>	<b>17,485</b>	<b>17,485</b>	<b>17,485</b>	<b>17,485</b>	<b>17,485</b>	<b>69,940</b>			

Prepared by:


  
**TEODORA R. BAVIERA, MPA**  
 SAO, Budget Officer  
 Date: 1/25

In coordination with:

  
**JAYSON G. DELA CRUZ, CPA, MPA**  
 Financial & Management Officer II  
 Date: \_\_\_\_\_

  
**LUCIA H. PANAGUITON**  
 OIC, Chief, Administrative Officer  
 Date: 1/25/2021

Approved by:

  
**EMMANUEL E. MONTAÑA JR., MD, FACS, FPCCS, MHFA**  
 Medical Center Chief II  
 Date: JAN 25 2021