



REPUBLIC OF THE PHILIPPINES
DEPARTMENT OF HEALTH

JOSE R. REYES MEMORIAL MEDICAL CENTER

SAN LAZARO COMPOUND, RIZAL AVENUE, STA. CRUZ, 1003 MANILA, PHILIPPINES

☎ 711-9491 to 98; 732-1071 to 76



PHIC HEALTH CARE PROVIDER

URL: <http://www.jrrmmc.gov.ph>

Email: mcc@jrrmmc.gov.ph

January 11, 2023

NESTOR F. SANTIAGO JR., MD, MPH, MSHA, CESO II

Undersecretary of Health

Field Implementation and Coordination Team (FICT) NCR

Department of Health

Manila

Dear Usec. Santiago:

Respectfully submitting the Quarterly Physical Report of Operation - Budget Accountability Report (BAR 1), as of **DECEMBER 31, 2022** of this Medical Center.

Attached herewith copy of the said report for your information and reference.

Thank you.

Very truly yours,

EMMANUEL F. MONTAÑA JR., MD, MHA

Medical Center Chief II

/naty



UNIVERSAL HEALTH CARE
KALUSUGAN AT KALINGA PARA SA LAHAT

Smoking Is Dangerous To Your Health



Particulars	UACS CODE	Physical Target (Budget Year)				Total	Physical Accomplishment (Budget Year)				Total	Variance as of 12/31/2022	Remarks
		1st Quarter	2nd Quarter	3rd Quarter	4th Quarter		1st Quarter	2nd Quarter	3rd Quarter	4th Quarter			
Functional Epidemiology and Surveillance Unit (RESUs) (Maturity Level 2) in 17 Regional						90%							
56 Universal Health Care (UHC) Integration Sites, and 5 Independent Component Cities (ICCs) Output Indicators						N/A							
1. Percent (& Number) of outbreak/epidemiologic investigations conducted						90%							
2. Percent (& Number) of outbreaks and health events of public health concern requiring investigations by the Regional Epidemiology and Surveillance Units (RESUs) and/or the Epidemiology Bureau (EB)						90%							
3. Percent (& Number) of technical assistance, capacity development, and other support provided by EB and/or RESU						40%							
HEALTH EMERGENCY MANAGEMENT PROGRAM	3105000000000000												
OO: Access to promotive and preventive health care services improved													
Outcome Indicator													
1. Percent (& Number) of LGUs with institutionalized													


This report was generated using the Unified Reporting System on January 10, 2023 16:34 PM ; Status : SUBMITTED


Department : Department of Health (DOH)
Agency : Office of the Secretary
Operating Unit : Jose R. Reyes Memorial Medical Center
Organization Code (UACS) : 13 001 1400001


Particulars	UACS CODE	Physical Target (Budget Year)				Total	Physical Accomplishment (Budget Year)				Total	Variance as of 12/31/2022	Remarks
		1st Quarter	2nd Quarter	3rd Quarter	4th Quarter		1st Quarter	2nd Quarter	3rd Quarter	4th Quarter			
1	2	3	4	5	6	7	8	9	10	11	12	13	14
Disaster Risk Reduction Management for Health (DRRM-H) System													
Output Indicators													
1. Percent (& Number) of LGUs provided with technical assistance on the development or updating of						N/A							
DRRM-H													
2. Percent of LGUs provided with technical assistance on the institutionalization of DRRM-H System						100%							
HEALTH FACILITIES OPERATION PROGRAM	3201000000000000												
OO: Access to curative and rehabilitative health care services improved													
Outcome Indicators													
1. Hospital infection rate		<1%	<1%	<1%	<1%	<1%	0.80% (13/1626)	0.68% (16/2342)	0.42% (11/2638)	0.70% (20/2890)	0.63% (60/9466)		
2. Percent (& Number) of drug dependents who completed the treatment program						82%							
Output Indicators													
1. Number of policies, manuals, and plans developed on health facility development						12							
2. Percent of National External Quality Assurance Scheme (NEQAS) provided to Health Facility by the						90%							

: Department of Health (DOH)
 : Office of the Secretary
 : Jose R. Reyes Memorial Medical Center
 Operating Unit
 Organization Code (UACS) : 13 001 1400001

Particulars	UACS CODE	Physical Target (Budget Year)				Total	Physical Accomplishment (Budget Year)				Variance as of 12/31/2022	Remarks	
		1st Quarter	2nd Quarter	3rd Quarter	4th Quarter		1st Quarter	2nd Quarter	3rd Quarter	4th Quarter			Total
1	2	3	4	5	6	7	8	9	10	11	12	13	14
SOCIAL HEALTH PROTECTION PROGRAM	3401000000000000												
CO : Access to social health protection assured													
Outcome Indicator													
1. Percent of excess net bill covered by Medical Assistance Program (MAP) incurred by poor in-patients admitted in basic accommodation or service ward						N/A							
2. Percent of excess net bill covered by Medical Assistance for Indigent Patients (MAIP) Program incurred by indigent and financially-incapacitated patients						100%							
Output Indicator													
1. Number of patients provided with medical assistance						N/A							
2. Number of patients provided with medical and financial assistance						1,500,000							

Prepared By: 
 BIENOFOR R. GRANDE JR.
 Supervising Administrative Officer
 Date:

In coordination with:

 WENCESLAO S. LLAUDERIS, M.D.
 Chief, Medical Professional Staff II
 Date:

Approved By: 
 MANUEL E. MONTAÑAR, M.D., MHA
 Medical Center Chief
 Date: