



Republic of the Philippines
Department of Health

Medical Assistance to Indigent Patients (MAIP) Program - Fund Utilization Report Summary CY 2023
As of July 31, 2023



Name of Hospital: JOSE R. REYES MEMORIAL MEDICAL CENTER
Region: NCR

(34,504,473.50)


NOTE: OUTSTANDING BALANCE AS OF DECEMBER 31 2022

SAA No. and Date of Issuance of SAA	Amount of SAA	Total Fund Allocation	Month Utilized	Total Number of Patients Served	Total Actual Approved Assistance through MAIPP (Utilized Amount)	Balance
					3,581,444.41	-
SAA No. 23-01-0000095 / January 25, 2023	3,581,444.41		Outstanding Balance as of December 31, 2022			
						30,923,029.09
SAA NO 23-02-0000354 / February 14, 2023	40,000,000.00		January 2023	3,796	9,076,970.91	-
					18,239,977.21	-
SAA NO 2023-02-000358 / February 14, 2023	40,000,000.00		February 2023	3,443	21,760,022.79	-
						100,000.00
SAA NO 2023-02-000747 / February 28, 2023	100,000.00				1,828,594.31	-
SAA NO 2023-02-000627 / February 27, 2023	4,101,836.67				2,273,242.36	-
January Adjustment	136,801.38				136,801.38	-
SAA NO 2023-03-000781 / March 01, 2023	500,000.00				500,000.00	-
SAA NO 2023-03-000856 / March 3, 2023	100,000.00				100,000.00	-
SAA NO 2023-03-001021 / March 10, 2023	1,000,000.00				1,000,000.00	-
SAA NO 2023-03-001325 / March 17, 2023	1,300,000.00				1,300,000.00	-
SAA NO 2023-03-0001383 / March 20, 2023	1,215,138.00				1,215,138.00	-

February Adjustment	108,900.00		March 2023	4,805	108,900.00	
SAA NO 2023-04-001829 / April 14, 2023	500,000.00	173,503,412.13			500,000.00	
SAA NO 2023-04-002092 / April 25, 2023	3,270,814.44				3,270,814.44	
SAA NO 2023-04-002052 / April 25, 2023	300,000.00				300,000.00	
SAA NO 2023-05-002501 / May 16, 2023	200,000.00				200,000.00	
SAA NO 2023-05-002618 / May 22, 2023	200,000.00				200,000.00	
SAA NO 2023-05-002770 / May 31, 2023	4,217,145.41				4,217,145.41	
SAA NO 2023-06-002847 / June 1, 2023	30,000,000.00				23,234,127.59	
SAA NO 2023-06-002921 / June 9, 2023	1,000,000.00				6,765,872.41	
SAA NO 2023-06-002982 / June 14, 2023	1,000,000.00		April 2023	3,640	1,000,000.00	-
SAA NO 2023-06-003111 / June 26, 2023	35,700,000.00				22,413,669.76	-
SAA NO 2023-06-003077 / June 26, 2023	1,000,000.00				13,286,330.24	-
SAA NO 2023-07-003596 / July 11, 2023	1,000,000.00		May 2023	4,431	1,000,000.00	
SAA NO. 2023-07-003676 / July 19, 2023	750,000.00				1,000,000.00	
SAA NO 2023-07-003786 / July 27, 2023	2,218,740.00				750,000.00	
July Adjustment	2,591.82				2,218,740.00	
					2,591.82	
			June 2023	3,409	14,488,541.56	(14,488,541.56)
			July 2023	4,263	28,798,735.88	(43,287,277.44)
					36,675,518.91	(79,962,796.35)
TOTAL	<u>173,503,412.13</u>	<u>173,503,412.13</u>		<u>27,787</u>	<u>253,466,208.48</u>	<u>(79,962,796.35)</u>


Note: *Put page numbers in the lower part of the file
 *Affix initials per page of report except for the last page which includes complete signatories

Prepared by:


 MARICEL R. TALUSAN
 Administrative Officer I


Date: August 10, 2023

Certified Correct:


 JAYSON G. DELA CRUZ, CPA, MPA
 Financial & Management Officer II

Date: August 10, 2023

Approved by:


 WENCESLAO S. LLAUDERRES, MD
 Officer-in-Charge

Date: