

STATEMENT OF ALLOTMENTS, OBLIGATIONS AND BALANCES
as of August 31, 2017

Department of Health

DR. JOSE R. REYES MEMORIAL MEDICAL CENTER

Fund 101

| P/A/P/ALLOTMENT CLASS Object of Expenditure | Reference | UACS | Allotment Received | Obligations Incurred | | Unobligated Balance of Allotment |
|---|-----------|------------|-----------------------|----------------------|----------------|-------------------------------------|
| | | | | This Report | To Date | |
| CURRENT APPROPRIATIONS | | | | | | |
| PERSONNEL SERVICES | RA 10924 | | | | | |
| Salaries & Wages - Civilian | | 5010101001 | 485,898,000.00 | 40,439,124.47 | 317,639,867.43 | 168,258,132.57 |
| PERA-Civilian | | 5010201001 | 32,148,000.00 | 2,930,941.65 | 23,144,663.30 | 9,003,336.70 |
| Representation Allowance | | 5010202000 | 390,000.00 | 31,000.00 | 248,000.00 | 142,000.00 |
| Transportation Allowance | | 5010203001 | 390,000.00 | 22,500.00 | 180,000.00 | 210,000.00 |
| Clothing/Uniform Allow. * | | 5010204001 | 7,000,000.00 | - | 6,372,500.00 | 627,500.00 |
| <i>Magna Carta of Public Health Workers R.A. 7305</i> | | | | | | |
| Subsistence Allowance | | 5010205003 | 19,176,000.00 | 2,117,050.00 | 16,500,950.00 | 2,675,050.00 |
| Laundry Allowance | | 5010206004 | 1,898,000.00 | 207,975.00 | 1,637,025.00 | 260,975.00 |
| Hazard Pay Benefits | | 5010211005 | 52,632,000.00 | 910,087.97 | 52,632,000.00 | - |
| Longevity Pay | | 5010212004 | 16,833,000.00 | 284,850.45 | 16,833,000.00 | - |
| Night Shift Pay | | 5010213002 | 3,466,000.00 | 1,615,098.32 | 3,466,000.00 | - |
| Productivity Incentive Bonus (PIB)* | | 5010208001 | - | - | - | - |
| Honorarium | | 5010210001 | 18,000.00 | - | - | 18,000.00 |
| Mid-Year Bonus | | 5010214001 | 40,492,000.00 | 68,821.60 | 38,663,584.40 | 1,828,415.60 |
| Year End Bonus * | | 5010214001 | 40,492,000.00 | - | 43,840.10 | 40,448,159.90 |
| Cash Gift | | 5010215001 | 7,000,000.00 | 9,500.00 | 31,500.00 | 6,968,500.00 |
| Productivity Enhancement Incentive | | 5010299012 | 7,000,000.00 | - | - | 7,000,000.00 |
| Pag - Ibig Contribution | | 5010302001 | 1,680,000.00 | 152,300.00 | 1,208,800.00 | 471,200.00 |
| Health Insurance Premium | | 5010303001 | 4,130,000.00 | 425,025.00 | 3,366,325.00 | 763,675.00 |

| P/A/P/ALLOTMENT CLASS Object of Expenditure | Reference | UACS | Allotment Received | Obligations Incurred | | Unobligated Balance of Allotment |
|---|------------|------------|-----------------------|----------------------|-----------------------|-------------------------------------|
| | | | | This Report | To Date | |
| Employees Compensation Insurance Premium | | 5010304001 | 1,680,000.00 | 151,568.06 | 1,205,817.54 | 474,182.46 |
| Step Increment | | 5010499099 | 1,215,000.00 | - | - | 1,215,000.00 |
| Other Personnel Benefits | | 5010499099 | - | - | 252,354.10 | (252,354.10) |
| Total, Regular PS | | | 723,538,000.00 | 49,365,842.52 | 483,426,226.87 | 240,111,773.13 |
| Automatic Appropriation | | | | | | |
| RLIP | GARO 17-01 | 5010301000 | 58,308,000.00 | 4,835,856.76 | 37,869,010.19 | 20,438,989.81 |
| Total, Automatic Appropriations | | | 58,308,000.00 | 4,835,856.76 | 37,869,010.19 | 20,438,989.81 |
| Special Purpose Funds | | | | | | |
| Misc. Personnel Benefit Fund | | | | | | |
| Magna Carta Benefits | SAA 17- | | | | | |
| Subsistence Allowance | | 5010205003 | 3,280,000.00 | - | - | 3,280,000.00 |
| Laundry Allowance | | 5010206004 | 307,000.00 | - | - | 307,000.00 |
| Hazard Pay | | 5010211005 | 24,687,000.00 | 6,625,906.16 | 6,625,906.16 | 18,061,093.84 |
| Longevity Pay | | 5010212004 | 11,277,000.00 | 2,071,625.89 | 2,071,625.89 | 9,205,374.11 |
| Night-shiift Differential | | 5010213002 | 3,465,000.00 | 152,248.80 | 152,248.80 | 3,312,751.20 |
| Sub-total | | | 43,016,000.00 | 8,849,780.85 | 8,849,780.85 | 34,166,219.15 |
| Pension & Gratuity Fund | | | | | | |
| Terminal Leave Benefits | | 5010403001 | 8,068,703.00 | 17,500.64 | 8,068,695.38 | 7.62 |
| Sub-total | | | 8,068,703.00 | 17,500.64 | 8,068,695.38 | 7.62 |
| Total, Special Purpose Funds | | | 51,084,703.00 | 8,867,281.49 | 16,918,476.23 | 34,166,226.77 |
| Total Personnel Services | | | 832,930,703.00 | 63,068,980.77 | 538,213,713.29 | 294,716,989.71 |
| MAINTENANCE & OTHER OPERATING EXPENSES | | | | | | |
| Traveling-Local | | 5020101000 | 250,000.00 | 28,814.00 | 29,525.00 | 220,475.00 |
| Training & seminars | | 5020201000 | 3,200,000.00 | 204,323.00 | 1,505,623.46 | 1,694,376.54 |
| <i>Supplies & Materials:</i> | | | | | | |
| Office Supplies Expense | | 5020301000 | 1,200,000.00 | 21,362.23 | 822,471.59 | 377,528.41 |
| Accountable Forms | | 5020302000 | 1,200,000.00 | 10,500.00 | 187,340.00 | 1,012,660.00 |
| Food Supplies Expense | | 5020305000 | 15,000,000.00 | 1,098,197.95 | 4,871,023.70 | 10,128,976.30 |

| P/A/P/ALLOTMENT CLASS Object of Expenditure | Reference | UACS | Allotment Received | 0 | | Unobligated Balance of Allotment |
|--|-----------|------------|-----------------------|----------------------|----------------------|-------------------------------------|
| | | | | This Report | To Date | |
| Drugs & Medicines | | 5020307000 | 40,302,000.00 | 8,513,793.64 | 40,225,818.28 | 76,181.72 |
| Medical,Dental & Lab Supplies Exp. | | 5020308000 | 18,000,000.00 | 1,666,320.79 | 12,815,373.94 | 5,184,626.06 |
| Gasoline, Oil & Lubricants | | 5020309000 | 500,000.00 | 30,867.32 | 101,077.10 | 398,922.90 |
| Military, Police and Traffic Supplies Exp. | | 5020312000 | - | 1,380.00 | 1,380.00 | (1,380.00) |
| <i>Semi-expendable items:</i> | | | | | | |
| Office Equipment | | 5020321002 | | | 91,400.00 | (91,400.00) |
| Furnitures and Fixtures | | 5020322001 | - | | 1,830.00 | (1,830.00) |
| Other Supplies Expense | | 5020399000 | 54,379,000.00 | 1,482,031.01 | 2,491,930.26 | 51,887,069.74 |
| Water Expense | | 5020401000 | 8,000,000.00 | 63,803.25 | 4,983,482.06 | 3,016,517.94 |
| Electricity Expense | | 5020402000 | 8,000,000.00 | 2,973,438.99 | 5,953,451.00 | 2,046,549.00 |
| Telephone Expense-Mobile | | 5020502001 | - | | 84,000.00 | (84,000.00) |
| Telephone Expense-Landline | | 5020502002 | 1,300,000.00 | 405,339.65 | 1,214,976.29 | 85,023.71 |
| Internet Expense | | 5020503000 | - | 6,720.00 | 20,160.00 | (20,160.00) |
| Cable, Satellite Expenses | | 5020504000 | - | | 10,493.00 | (10,493.00) |
| Other Professional Services (Salaries) | | 5021199000 | | 199,226.07 | 2,991,345.03 | (2,991,345.03) |
| Environment/Sanitary Services | | 5021201000 | 400,000.00 | 462,075.00 | 462,075.00 | (62,075.00) |
| Janitorial Services | | 5021202000 | 5,000,000.00 | - | 4,405,523.59 | 594,476.41 |
| Security Services | | 5021203000 | 6,000,000.00 | 1,297,865.29 | 5,965,418.99 | 34,581.01 |
| Other General Services | | 5021299000 | 250,000.00 | | 60,000.00 | 190,000.00 |
| RM-Machinery | | 5021305001 | - | | 128,604.00 | (128,604.00) |
| RM - Other Machineries & Equipment | | 5021305099 | 400,000.00 | | - | 400,000.00 |
| RM-Medical Equipment | | 5021305011 | | 10,000.00 | 10,000.00 | (10,000.00) |
| Fidelity Bond Premiums | | 5021502000 | | 4,087.50 | 137,865.93 | (137,865.93) |
| Insurance Expense | | 5021503000 | 1,000,000.00 | 2,505.50 | 45,331.77 | 954,668.23 |
| Transportation & Delivery Expense | | 5029904000 | | 1,048.00 | 10,218.00 | (10,218.00) |
| Subscription Expense | | 5029907000 | 20,000.00 | | - | 20,000.00 |
| Other MOOE | | 5029999099 | - | | 2,411,550.00 | (2,411,550.00) |
| Total MOOE (Regular) | | | 164,401,000.00 | 18,483,699.19 | 92,039,287.99 | 72,361,712.01 |

| P/A/P/ALLOTMENT CLASS Object of Expenditure | Reference | UACS | Allotment Received | Obligations Incurred | | Unobligated Balance of Allotment |
|--|-----------|------------|-----------------------|----------------------|---------------|-------------------------------------|
| | | | | This Report | To Date | |
| Sub-Allotment from Central Office | | | | | | |
| MHCAP | 17-02-49 | | 22,680,000.00 | | | 22,680,000.00 |
| Drugs and Medicines | | 5020307000 | | (25,740.00) | 15,527,389.75 | (15,527,389.75) |
| Medical, Dental & Lab. Supplies | | 5020308000 | | 74,525.43 | 7,090,810.25 | (7,090,810.25) |
| Other Professional Services | | 5021199000 | | - | 61,800.00 | (61,800.00) |
| Sub-total | | | 22,680,000.00 | 48,785.43 | 22,680,000.00 | - |
| MHCAP | 17-02-224 | | 5,550,000.00 | | | 5,550,000.00 |
| Drugs and Medicines | | 5020307000 | | | 4,019,300.79 | (4,019,300.79) |
| Medical, Dental & Lab. Supplies | | 5020308000 | | 1,015.73 | 1,412,351.37 | (1,412,351.37) |
| Other MOOE (PHIC-ORE) | | 5029999099 | | | 117,600.00 | (117,600.00) |
| Sub-total | | | 5,550,000.00 | 1,015.73 | 5,549,252.16 | 747.84 |
| MHCAP | 17-03-578 | | 50,000.00 | | | 50,000.00 |
| Drugs and Medicines | | 5020307000 | | | 50,000.00 | (50,000.00) |
| Medical, Dental & Lab. Supplies | | 5020308000 | | | - | - |
| Sub-total | | | 50,000.00 | - | 50,000.00 | - |
| TB Control Program | 17-03-654 | | 800,000.00 | | | 800,000.00 |
| Drugs and Medicines | | 5020307000 | | | - | - |
| Medical, Dental & Lab. Supplies | | 5020308000 | | | - | - |
| Sub-total | | | 800,000.00 | - | - | 800,000.00 |
| MHCAP | 17-05-783 | | 300,000.00 | | | 300,000.00 |
| Drugs and Medicines | | 5020307000 | | | 174,527.40 | (174,527.40) |
| Medical, Dental & Lab. Supplies | | 5020308000 | | - | 125,472.60 | (125,472.60) |
| Sub-total | | | 300,000.00 | - | 300,000.00 | - |
| MHCAP | 17-05-816 | | 100,000.00 | | | 100,000.00 |
| Drugs and Medicines | | 5020307000 | | | 4,254.00 | (4,254.00) |
| Medical, Dental & Lab. Supplies | | 5020308000 | | | 59,746.00 | (59,746.00) |
| Other MOOE (PHIC-ORE) | | | | (2,718.85) | 33,281.15 | (33,281.15) |
| Sub-total | | | 100,000.00 | (2,718.85) | 97,281.15 | 2,718.85 |

| P/A/P/ALLOTMENT CLASS Object of Expenditure | Reference | UACS | Allotment Received | Obligations Incurred | | Unobligated Balance of Allotment |
|--|------------|--|-----------------------|----------------------|--|--|
| | | | | This Report | To Date | |
| MHCAP Drugs and Medicines | 17-05-918 | 5020307000 | 50,000.00 | | 50,000.00 | 50,000.00 (50,000.00) |
| Sub-total | | | 50,000.00 | - | 50,000.00 | - |
| MHCAP Drugs and Medicines Medical, Dental & Lab. Supplies | 17-05-955 | 5020307000 5020308000 | 150,000.00 | | 150,000.00 | 150,000.00 (150,000.00) - |
| Sub-total | | | 150,000.00 | - | 150,000.00 | - |
| MHCAP Drugs and Medicines Medical, Dental & Lab. Supplies Other MOOE (PHIC-ORE) | 17-05-991 | 5020307000 5020308000 5029999099 | 1,602,527.28 | | 1,081,547.42 362,579.86 158,400.00 | 1,602,527.28 (1,081,547.42) (362,579.86) (158,400.00) |
| Sub-total | | | 1,602,527.28 | - | 1,602,527.28 | - |
| MHCAP Medical, Dental & Lab. Supplies Other MOOE (PHIC-ORE) | 17-06-1038 | 5020308000 5029999099 | 100,000.00 | | 13,600.00 86,400.00 | 100,000.00 (13,600.00) (86,400.00) |
| Sub-total | | | 100,000.00 | - | 100,000.00 | - |
| MHCAP Drugs and Medicines Medical, Dental & Lab. Supplies | 17-06-1087 | 5020307000 5020308000 | 500,000.00 | | - 500,000.00 | 500,000.00 - (500,000.00) |
| Sub-total | | | 500,000.00 | - | 500,000.00 | - |
| Other Infectious Diseases Drugs and Medicines Medical, Dental & Lab. Supplies | 17-06-1129 | 5020307000 5020308000 | 1,500,000.00 | | - 116,380.00 | - - (116,380.00) |
| Sub-total | | | 1,500,000.00 | 116,380.00 | 116,380.00 | 1,383,620.00 |
| MHCAP Drugs and Medicines Medical, Dental & Lab. Supplies | 17-06-1164 | 5020307000 5020308000 | 100,000.00 | | - 100,000.00 | 100,000.00 - (100,000.00) |
| Sub-total | | | 100,000.00 | - | 100,000.00 | - |

| PIA/P/ALLOTMENT CLASS Object of Expenditure | Reference | UACS | Allotment Received | Obligations Incurred | | Unobligated Balance of Allotment |
|--|------------|------------|-----------------------|----------------------|-----------------------|-------------------------------------|
| | | | | This Report | To Date | |
| DOH-Surgical Caravan | 17-06-1251 | | 1,000,000.00 | | | 1,000,000.00 |
| Travelling-local | | 5020101000 | | (253,344.00) | 336,046.00 | (336,046.00) |
| Drugs and Medicines | | 5020307000 | | - | 84,250.95 | (84,250.95) |
| Medical, Dental & Lab. Supplies | | 5020308000 | | (31,143.00) | 35,371.30 | (35,371.30) |
| Sub-total | | | 1,000,000.00 | (284,487.00) | 455,668.25 | 544,331.75 |
| MHCAP | 17-08-1696 | | 250,000.00 | | | 250,000.00 |
| Drugs and Medicines | | 5020307000 | | 9,750.00 | 9,750.00 | (9,750.00) |
| Medical, Dental & Lab. Supplies | | 5020308000 | | 235,371.88 | 235,371.88 | (235,371.88) |
| Sub-total | | | 250,000.00 | 245,121.88 | 245,121.88 | 4,878.12 |
| MHCAP | 17-08-1733 | | 300,000.00 | | | 300,000.00 |
| Drugs and Medicines | | 5020307000 | | 57,000.00 | 57,000.00 | (57,000.00) |
| Medical, Dental & Lab. Supplies | | 5020308000 | | 243,000.00 | 243,000.00 | (243,000.00) |
| Sub-total | | | 300,000.00 | 300,000.00 | 300,000.00 | - |
| MHCAP | 17-08-1754 | | 10,000,000.00 | | | 10,000,000.00 |
| Drugs and Medicines | | 5020307000 | | 6,619,024.30 | 6,619,024.30 | (6,619,024.30) |
| Medical, Dental & Lab. Supplies | | 5020308000 | | 2,886,775.70 | 2,886,775.70 | (2,886,775.70) |
| Other Professional Services | | 5021199000 | | 494,200.00 | 494,200.00 | (494,200.00) |
| Sub-total | | | 10,000,000.00 | 10,000,000.00 | 10,000,000.00 | - |
| Total Sub-Allotments from CO | | | 45,032,527.28 | 10,424,097.19 | 42,296,230.72 | 2,736,296.56 |
| TOTAL MOOE | | | 209,433,527.28 | 28,907,796.38 | 134,335,518.71 | 75,098,008.57 |
| CAPITAL OUTLAY | RA 10924 | | | | | - |
| Hospitals & Health Centers | | 5060404003 | 30,000,000.00 | | 28,889,779.37 | 1,110,220.63 |
| Medical Equipment | | 5060405011 | 20,000,000.00 | 18,816,000.00 | 18,816,000.00 | 1,184,000.00 |
| Sub-total | | | 50,000,000.00 | 18,816,000.00 | 47,705,779.37 | 2,294,220.63 |
| HFEP-NCGH | 17-06-1193 | | | | | - |
| Hospitals & Health Centers | | 5060404003 | 8,000,000.00 | | - | 8,000,000.00 |
| Medical Equipment | | 5060405011 | 29,200,000.00 | | - | 29,200,000.00 |
| Sub-total | | | 37,200,000.00 | | - | 37,200,000.00 |

| P/A/P/ALLOTMENT CLASS Object of Expenditure | Reference | UACS | Allotment Received | Obligations Incurred | | Unobligated Balance of Allotment |
|--|------------|------------|-------------------------|-----------------------|-----------------------|-------------------------------------|
| | | | | This Report | To Date | |
| HFEP (OB/PT Equipt.) Medical Equipment | 17-06-1193 | 5060405011 | 2,300,000.00 | | - | 2,300,000.00 |
| Sub-total | | | 2,300,000.00 | - | - | 2,300,000.00 |
| Total Capital Outlay | | | 89,500,000.00 | 18,816,000.00 | 47,705,779.37 | 41,794,220.63 |
| TOTAL CURRENT APPROPRIATIONS | | | 1,131,864,230.28 | 110,792,777.15 | 720,255,011.37 | 411,609,218.91 |
| CONTINUING APPROPRIATIONS | | | | | | |
| MOOE | | | | | | |
| <i>Continuing - Prior Year</i> | | | | | | |
| Regular Fund | RA 10717 | | 418,768.62 | | - | 418,768.62 |
| Office Supplies Expenses | | 5020301000 | | | 15,053.50 | (15,053.50) |
| Drugs and Medicines | | 5020307000 | | | 57,896.09 | (57,896.09) |
| Medical,Dental & Lab. Supplies | | 5020308000 | | | 342,969.38 | (342,969.38) |
| Other Supplies Expenses | | 5020399000 | | | 2,782.00 | (2,782.00) |
| Sub-total | | | 418,768.62 | - | 418,700.97 | 67.65 |
| NCGH | 16-2-165 | | 382,480.55 | | - | 382,480.55 |
| Office Supplies Expenses | | 5020301000 | | | 7,800.00 | (7,800.00) |
| Medical,Dental & Lab. Supplies | | 5020308000 | | | 34,980.00 | (34,980.00) |
| SE-Office Equipment | | 5020321002 | | 1,610.96 | 1,610.96 | (1,610.96) |
| Telephone Expenses (Landline) | | 5020502002 | | | 1,415.75 | (1,415.75) |
| Internet Expenses | | 5020503000 | | | 6,720.00 | (6,720.00) |
| Other Professional Services (Salaries) | | 5021199000 | | 16,404.19 | 26,268.76 | (26,268.76) |
| Security Services | | 5021203000 | | | 303,685.08 | (303,685.08) |
| Sub-total | | | 382,480.55 | 18,015.15 | 382,480.55 | - |
| Sub-Allotment from Central Office | | | | | | |
| HEMB Program | 16-03-500 | | 190,904.28 | | - | 190,904.28 |
| Training & Seminars | | 5020201000 | | | 2,280.00 | (2,280.00) |
| Office Supplies Expenses | | 5020301000 | | | 52,068.25 | (52,068.25) |
| Food Supplies Expenses | | 5020305000 | | | 21,428.10 | (21,428.10) |

| P/A/P/ALLOTMENT CLASS Object of Expenditure | Reference | UACS | Allotment Received | Obligations Incurred | | Unobligated Balance of Allotment |
|--|-----------|------------|-----------------------|----------------------|--------------|-------------------------------------|
| | | | | This Report | To Date | |
| Drugs & Medicines | | 5020307000 | | 2,226.93 | 2,226.93 | (2,226.93) |
| Medical,Dental & Lab. Supplies | | 5020308000 | | 47,635.00 | 77,635.00 | (77,635.00) |
| SE-Furnitures & Fixtures | | 5020322001 | | | 18,450.00 | (18,450.00) |
| Other Supplies Expenses | | 5020399000 | | | 16,816.00 | (16,816.00) |
| Sub-total | | | 190,904.28 | 49,861.93 | 190,904.28 | - |
| Elimination of Diseases (Leprosy) | 16-04-587 | | 2,073,378.07 | | | 2,073,378.07 |
| Office Supplies Expenses | | 5020301000 | | 67,200.00 | 67,200.00 | (67,200.00) |
| Food Supplies Expenses | | 5020305000 | | 24,000.00 | 24,000.00 | (24,000.00) |
| Drugs & Medicines | | 5020307000 | | 82,120.50 | 468,497.70 | (468,497.70) |
| Medical, Dental & Lab. Supplies | | 5020308000 | | | 137,055.80 | (137,055.80) |
| Other Supplies Expense | | 5020399000 | | (588.00) | 185,912.00 | (185,912.00) |
| Other Professional Services | | 5021199000 | | 21,160.00 | 74,060.00 | (74,060.00) |
| Other MOOE | | 5029999099 | | | 169,400.00 | (169,400.00) |
| Sub-total | | | 2,073,378.07 | 193,892.50 | 1,126,125.50 | 947,252.57 |
| TB-DOTS | 16-04-610 | | 800,000.00 | | | 800,000.00 |
| Training & Seminars | | 5020201000 | | | - | - |
| Office Supplies Expenses | | 5020301000 | | | - | - |
| Food Supplies Expense | | 5020305000 | | 7,919.20 | 18,904.70 | (18,904.70) |
| Drugs and Medicines | | 5020307000 | | 38,400.00 | 53,240.00 | (53,240.00) |
| Medical, Dental & Lab. Supplies | | 5020308000 | | 777.00 | 777.00 | (777.00) |
| SE-Furnitures & Fixtures | | 5020322001 | | | 6,750.00 | (6,750.00) |
| Other Supplies Expenses | | 5020399000 | | | 4,150.00 | (4,150.00) |
| Other Professional Services | | 5021199000 | | 15,897.50 | 131,938.70 | (131,938.70) |
| Sub-total | | | 800,000.00 | 62,993.70 | 215,760.40 | 584,239.60 |
| Other Infectious Diseases | 16-04-642 | | 1,500,000.00 | | - | 1,500,000.00 |
| Drugs and Medicines | | 5020307000 | | | | - |
| Medical, Dental & Lab. Supplies | | 5020308000 | | | 1,500,000.00 | (1,500,000.00) |
| Sub-total | | | 1,500,000.00 | - | 1,500,000.00 | - |

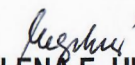
| P/A/P/ALLOTMENT CLASS Object of Expenditure | Reference | UACS | Allotment Received | Obligations Incurred | | Unobligated Balance of Allotment |
|--|------------|------------|-----------------------|----------------------|--------------|-------------------------------------|
| | | | | This Report | To Date | |
| NVBSP | 16-05-796 | | 113,606.00 | | - | 113,606.00 |
| Training & Seminars | | 5020201000 | | | 96,703.00 | (96,703.00) |
| Office Supplies Expenses | | 5020301000 | | | - | - |
| Food Supplies Expenses | | 5020305000 | | | 16,045.00 | (16,045.00) |
| Medical, Dental & Lab. Supplies | | 5020308000 | | | - | - |
| Sub-total | | | 113,606.00 | - | 112,748.00 | 858.00 |
| Hospitalization (Mr. R. Cuenco) | 16-07-1017 | | 2,000.00 | | | 2,000.00 |
| Drugs and Medicines | | 5020307000 | | | | - |
| Medical, Dental & Lab. Supplies | | 5020308000 | | | - | - |
| Sub-total | | | 2,000.00 | - | - | 2,000.00 |
| FAMILY HEALTH | 16-08-1178 | | 35,000.00 | | | 35,000.00 |
| Drugs and Medicines | | 5020307000 | | | | - |
| Medical, Dental & Lab. Supplies | | 5020308000 | | | 6,620.06 | (6,620.06) |
| Sub-total | | | 35,000.00 | - | 6,620.06 | 28,379.94 |
| HEMB Program | 16-08-1245 | | 2,000,000.00 | | | 2,000,000.00 |
| Travelling Expenses (Local) | | 5020101000 | | | 15,420.00 | (15,420.00) |
| Training & Seminars | | 5020201000 | | | 197,500.00 | (197,500.00) |
| Drugs and Medicines | | 5020307000 | | 896,611.89 | 898,798.69 | (898,798.69) |
| Medical, Dental & Lab. Supplies | | 5020308000 | | 526,413.81 | 838,413.81 | (838,413.81) |
| Other Supplies Expenses | | 5020399000 | | | 44,050.00 | (44,050.00) |
| Sub-total | | | 2,000,000.00 | 1,423,025.70 | 1,994,182.50 | 5,817.50 |
| MHCAP | 16-09-1306 | | 69,674.64 | | | 69,674.64 |
| Drugs and Medicines | | 5020307000 | | | 16,335.00 | (16,335.00) |
| Medical, Dental & Lab. Supplies | | 5020308000 | | | 53,339.64 | (53,339.64) |
| Sub-total | | | 69,674.64 | - | 69,674.64 | - |
| MHCAP | 16-10-1482 | | 11,239.90 | | | 11,239.90 |
| Drugs and Medicines | | 5020307000 | | | 11,239.90 | (11,239.90) |
| Sub-total | | | 11,239.90 | - | 11,239.90 | - |

| P/A/P/ALLOTMENT CLASS Object of Expenditure | Reference | UACS | Allotment Received | Obligations Incurred | | Unobligated Balance of Allotment |
|---|------------|---|-----------------------|----------------------|---|--|
| | | | | This Report | To Date | |
| MHCAP Medical, Dental & Lab. Supplies | 16-11-1511 | 5020308000 | 499,500.00 | - | 499,500.00 | 499,500.00 (499,500.00) |
| Sub-total | | | 499,500.00 | - | 499,500.00 | - |
| MHCAP Drugs and Medicines Medical, Dental & Lab. Supplies | 16-11-1553 | 5020307000 5020308000 | 400,000.00 | | 199,553.08 200,446.92 | 400,000.00 (199,553.08) (200,446.92) |
| Sub-total | | | 400,000.00 | - | 400,000.00 | - |
| NATIONAL PHARMACEUTICALS Drugs and Medicines | 16-12-1571 | 5020307000 | 5,000.00 | | 5,000.00 | 5,000.00 (5,000.00) |
| Sub-total | | | 5,000.00 | - | 5,000.00 | - |
| NCGH Training and Seminars Office Supplies Expenses Food Supplies Expenses Medical, Dental & Lab. Supplies SE-Office Equipment Other Supplies Expenses Water Expenses Light and Power Expenses Telephone Expenses (Landline) Internet Expenses Other Professional Services Janitorial Services Security Services RM-Communication Equipt. RM-Disaster Response Equipt. | 16-12-1596 | 5020201000 5020301000 5020305000 5020308000 5020321002 5020399000 5020401000 5020402000 0 5020503000 5021199000 5021202000 5021203000 5021305007 5021305009 | 3,035,645.06 | | - 101,783.00 16,651.09 8,438.30 225,563.00 3,509.04 103,600.00 126,020.79 302,169.20 5,657.40 26,880.00 898,801.75 300,230.65 455,527.62 308,825.00 151,175.00 | 3,035,645.06 (101,783.00) (16,651.09) (8,438.30) (225,563.00) (3,509.04) (103,600.00) (126,020.79) (302,169.20) (5,657.40) (26,880.00) (898,801.75) (300,230.65) (455,527.62) (308,825.00) (151,175.00) |
| Sub-total | | | 3,035,645.06 | 40,683.36 | 3,034,831.84 | 813.22 |
| Total Continuing - Prior Year | | | 11,537,197.12 | 1,788,472.34 | 9,967,768.64 | 1,569,428.48 |


| P/A/P/ALLOTMENT CLASS Object of Expenditure | Reference | UACS | Allotment Received | Obligations Incurred | | Unobligated Balance of Allotment |
|--|-----------|------------|-----------------------|----------------------|---------------|-------------------------------------|
| | | | | This Report | To Date | |
| Continuing-This Year | | | | | | |
| Hospitalization (R. Alonzo) | 17-01-007 | | 50,000.00 | | | 50,000.00 |
| Drugs and Medicines | | 5020307000 | | | - | - |
| Medical, Dental & Lab. Supplies | | 5020308000 | | | - | - |
| Sub-total | | | 50,000.00 | - | - | 50,000.00 |
| Tuberculosis Control Program | 17-01-057 | | 1,000,000.00 | | | 1,000,000.00 |
| Drugs and Medicines | | 5020307000 | | | - | - |
| Medical, Dental & Lab. Supplies | | 5020308000 | | | - | - |
| Sub-total | | | 1,000,000.00 | - | - | 1,000,000.00 |
| MHCAP | 17-03-130 | | 1,000,000.00 | | | 1,000,000.00 |
| Drugs and Medicines | | 5020307000 | | | 365,504.75 | (365,504.75) |
| Medical, Dental & Lab. Supplies | | 5020308000 | | | 634,495.25 | (634,495.25) |
| Sub-total | | | 1,000,000.00 | - | 1,000,000.00 | - |
| MHCAP | 17-06-359 | | 5,000,000.00 | | | 5,000,000.00 |
| Drugs and Medicines | | 5020307000 | | | 3,186,941.35 | (3,186,941.35) |
| Medical, Dental & Lab. Supplies | | 5020308000 | | 43,138.51 | 1,314,058.65 | (1,314,058.65) |
| Rental-Medical Equipment | | 5029905004 | | | 125,400.00 | (125,400.00) |
| Other MOOE (PHIC-ORE) | | 5029900099 | | | 373,600.00 | (373,600.00) |
| Sub-total | | | 5,000,000.00 | 43,138.51 | 5,000,000.00 | - |
| MHCAP | 17-06-365 | | 12,925,294.37 | | | 12,925,294.37 |
| Drugs and Medicines | | 5020307000 | | - | 8,291,380.70 | (8,291,380.70) |
| Medical, Dental & Lab. Supplies | | 5020308000 | | | 4,600,313.67 | (4,600,313.67) |
| Other MOOE (PHIC-ORE) | | 5029900099 | | | 33,600.00 | (33,600.00) |
| Sub-total | | | 12,925,294.37 | - | 12,925,294.37 | 0 |
| MHCAP | 17-07-413 | | 5,645,143.90 | | | 5,645,143.90 |
| Drugs and Medicines | | 5020307000 | | 9,901.18 | 2,293,152.18 | (2,293,152.18) |
| Medical, Dental & Lab. Supplies | | 5020308000 | | 96,739.39 | 3,351,797.66 | (3,351,797.66) |
| Sub-total | | | 5,645,143.90 | 106,640.57 | 5,644,949.84 | 194.06 |

| P/A/P/ALLOTMENT CLASS Object of Expenditure | Reference | UACS | Allotment Received | Obligations Incurred | | Unobligated Balance of Allotment |
|--|-------------------|------------|-------------------------|-----------------------|-----------------------|-------------------------------------|
| | | | | This Report | To Date | |
| MHCAP | 17-07-429 | | 50,000.00 | | | 50,000.00 |
| Drugs and Medicines | | 5020307000 | | | - | - |
| Medical, Dental & Lab. Supplies | | 5020308000 | | 50,000.00 | 50,000.00 | (50,000.00) |
| Sub-total | | | 50,000.00 | 50,000.00 | 50,000.00 | - |
| MHCAP | 17-07-432 | | 10,000,000.00 | | | 10,000,000.00 |
| Drugs and Medicines | | 5020307000 | | | - | - |
| Medical, Dental & Lab. Supplies | | 5020308000 | | | - | - |
| Sub-total | | | 10,000,000.00 | - | - | 10,000,000.00 |
| MHCAP | 17-08-445 | | (10,000,000.00) | | | (10,000,000.00) |
| Drugs and Medicines | | 5020307000 | | | | |
| Medical, Dental & Lab. Supplies | | 5020308000 | | | | |
| Sub-total | | | (10,000,000.00) | - | - | (10,000,000.00) |
| Total Continuing - This Year | | | 25,670,438.27 | 199,779.08 | 24,620,244.21 | 1,050,194.06 |
| TOTAL MOOE | | | 37,207,635.39 | 1,988,251.42 | 34,588,012.85 | 2,619,622.54 |
| CAPITAL OUTLAY | | | | | | |
| Hospitals & Health Centers | SAA 2016 (RA 1071 | 5060404003 | 35,204,341.96 | | 30,748,436.62 | 4,455,905.34 |
| Medical Equipment | SAA 2016 (RA 1071 | 5060405001 | 10,000,000.00 | 9,739,703.24 | 9,739,703.24 | 260,296.76 |
| Medical Equipment | SAA 16-02-179 | 5060405001 | 5,175,000.00 | 4,860,000.00 | 4,860,000.00 | 315,000.00 |
| Medical Equipment | SAA 16-02-229 | 5060405001 | 4,898,720.00 | | - | 4,898,720.00 |
| Total Capital Outlay | | | 55,278,061.96 | 14,599,703.24 | 45,348,139.86 | 9,929,922.10 |
| TOTAL CONTINUING APPROPRIATIONS | | | 92,485,697.35 | 16,587,954.66 | 79,936,152.71 | 12,549,544.64 |
| GRAND TOTAL | | | 1,224,349,927.63 | 127,380,731.81 | 800,191,164.08 | 424,158,763.55 |


Prepared by:


MA. ELENA E. HILARIO
 Administrative Officer II

Certified Correct:


TEODORA R. BAVIERA, MPA
 Budget Officer

Approved:


EMMANUEL F. MONTAÑA JR., M.D., FPCS, MHA
 Medical Center Chief II