

Monitoring FMS
 Received by N.M.R.
 Date 01/23/17
 Time 9:25 PM

Budget Dept

STATEMENT OF ALLOTMENTS, OBLIGATIONS AND BALANCES
 as of December 31, 2016

COMMISSION ON AUDIT
 RECEIVED
 DATE: 1-23-17 TIME:
 BY: [Signature]
 JOSE R REYES MEMORIAL MEDICAL CENTER

BAR 4
 Form 2

Department of Health
DR. JOSE R. REYES MEMORIAL MEDICAL CENTER
 Fund 101

P/A/P/ALLOTMENT CLASS Object of Expenditure	Reference	UACS	Allotment Received	Realignment/ Adjustment	Adjusted Allotment	Obligations Incurred		Unobligated Balance of Allot.
						This Report	To Date	
CURRENT YEAR'S BUDGET	RA 10717							
PERSONNEL SERVICES								
Salaries & Wages - Civilian		5010101001	✓ 360,189,793.33		360,189,793.33	28,603,865.30	✓ 360,189,793.33	-
PERA-Civilian		5010201001	✓ 31,463,811.97		31,463,811.97	2,866,206.46	✓ 31,463,811.97	-
Representation Allowance		5010202000	✓ 372,000.00		372,000.00	31,000.00	✓ 372,000.00	-
Transportation Allowance		5010203001	✓ 270,000.00		270,000.00	22,500.00	✓ 270,000.00	-
Clothing/Uniform Allow. *		5010204001	✓ 6,805,000.00		6,805,000.00		6,805,000.00	-
<i>Magna Carta of Public Health Workers R.A. 7305</i>					-		-	-
Subsistence Allowance		5010205003	✓ 22,456,127.00		22,456,127.00	2,040,752.00	22,456,127.00	-
Laundry Allowance		5010206004	✓ 2,204,760.00		2,204,760.00	201,735.00	2,204,760.00	-
Hazard Pay Benefits		5010211005	✓ 63,228,383.09		63,228,383.09	508,334.29	63,228,383.09	-
Longevity Pay		5010212004	✓ 28,032,032.16		28,032,032.16	2,278,879.46	28,032,032.16	-
Night Shift Pay		5010213002	✓ 6,931,241.86		6,931,241.86	1,857,741.70	6,931,241.86	-
Honorarium		5010210001	5,500.00		5,500.00		5,500.00	-
Cash Gift		5010215001	✓ 6,709,750.00		6,709,750.00	28,750.00	6,709,750.00	-
Year End Bonus *		5010214001	✓ 32,898,376.20		32,898,376.20	146,371.75	32,898,376.20	-
Collective Negotiation Agreement		5010299011		33,465,000.00	33,465,000.00	33,463,750.00	33,463,750.00	1,250.00
Productivity Enhancement Incentive		5010299012	✓ 6,713,500.00		6,713,500.00	6,713,500.00	6,713,500.00	-
Pag - Ibig Contribution		5010302001	✓ 1,645,000.00		1,645,000.00	141,700.00	1,645,000.00	-
Health Insurance Premium		5010303001	✓ 4,380,537.50		4,380,537.50	368,462.50	4,380,537.50	-
Employees Compensation Insurance Prem.		5010304001	✓ 1,635,326.01		1,635,326.01	140,728.00	1,635,326.01	-

P/A/P/ALLOTMENT CLASS Object of Expenditure	Reference	UACS	Allotment Received	Realignment/ Adjustment	Adjusted Allotment	Obligations Incurred		Unobligated Balance of Allot.
						This Report	To Date	
Lump-Sum Compensation Adjustment		5010403001	4,329,000.00		4,329,000.00		4,329,000.00	-
Step Increment		5010499099	-		-		-	-
Other Personnel Benefits		5010499099	5,549,376.88		5,549,376.88	4,328,967.36	5,549,376.88	-
Total, Regular PS			585,819,516.00	33,465,000.00	619,284,516.00	83,743,243.82	619,283,266.00	1,250.00
Automatic Appropriation								
RLIP	GARO 16-01	5010301000	39,988,000.00		39,988,000.00		39,988,000.00	-
	SARO 16-3389	5010301000	3,226,000.00		3,226,000.00	52,424.69	3,226,000.00	-
	SARO 16-34852	5010301000	4,035,548.00		4,035,548.00	3,926,690.51	3,926,690.51	108,857.49
Total, Automatic Appropriations			47,249,548.00	-	47,249,548.00	3,979,115.20	47,140,690.51	108,857.49
Pension & Gratuity Fund								
Terminal Leave Benefits		5010403001	11,263,298.00		11,263,298.00	1,372,900.09	11,263,286.41	11.59
Total, PGF			11,263,298.00	-	11,263,298.00	1,372,900.09	11,263,286.41	11.59
Special Purpose Funds								
Productivity Enhancement Incentive		5010299012					-	-
Performance-Based Bonus (PBB)	SAA 16-12-1904	5010299014	8,629,000.00		8,629,000.00	8,319,250.00	8,319,250.00	309,750.00
Misc. Personnel Benefit Fund	SARO 16-3388				-			-
Salaries & Wages - Civilian		5010101001	28,796,906.24		28,796,906.24	4,664,997.65	28,796,906.24	-
Hazard Pay Benefits		5010211005	785,081.26		785,081.26		785,081.26	-
Health Insurance Premium		5010303001	47,012.50		47,012.50		47,012.50	-
Sub-total			29,629,000.00	-	29,629,000.00	4,664,997.65	29,629,000.00	-
Mid-Year Bonus	SARO 16-13881	5010214001	33,146,000.00		33,146,000.00	2,015,468.50	33,146,000.00	-
Hazard Pay Differential	SARO 16-38745	5010211005	13,306,334.51	-	13,306,334.51	13,306,334.51	13,306,334.51	-
<i>Longevity</i>		5010212004	77,747.49	-	77,747.49	77,747.49	77,747.49	-
Sub-total			13,384,082.00	-	13,384,082.00	13,384,082.00	13,384,082.00	-
Total, Special Purpose Funds			84,788,082.00	-	84,788,082.00	28,383,798.15	84,478,332.00	309,750.00
Total Personnel Services			729,120,444.00	33,465,000.00	762,585,444.00	117,479,057.26	762,165,574.92	419,869.08

P/A/P/ALLOTMENT CLASS Object of Expenditure	Reference	UACS	Allotment Received	Realignment/ Adjustment	Adjusted Allotment	Obligations Incurred		Unobligated Balance of Allot.
						This Report	To Date	
MAINTENANCE & OTHER OPERATING EXPENSES								
Traveling-Local		5020101000	250,000.00		✓ 250,000.00	1,532.00	14,176.00	235,824.00
Training & seminars		5020201000	3,200,000.00		✓ 3,200,000.00	458,534.30	2,514,425.00	685,575.00
<i>Supplies & Materials:</i>					-	-	-	-
Office Supplies Expense		5020301000	1,200,000.00		✓ 557,389.25	7,088.00	✓ 367,564.25	189,825.00
Accountable Forms		5020302000	1,200,000.00		✓ 400,320.00		400,320.00	-
Food Supplies Expense		5020305000	16,500,000.00		✓ 5,491,522.59	297,592.30	5,681,347.59	(189,825.00)
Drugs & Medicines		5020307000	44,500,000.00	10,899,023.80	✓ 55,399,023.80	2,050,025.27	57,049,643.71	(1,650,619.91)
Medical,Dental & Lab Supplies Exp.		5020308000	18,200,000.00	535,943.13	✓ 18,735,943.13	3,484,716.53	21,815,718.60	(3,079,775.47)
Gasoline, Oil & Lubricants		5020309000	500,000.00		✓ -		-	-
Semi-expendable items:					-			-
Office Equipment		5020321002		6,400.00	✓ 6,400.00	87,562.20	93,962.20	(87,562.20)
ICT Equipment		5020321003	-	62,000.00	✓ 62,000.00		62,000.00	-
Furnitures and Fixtures		5020322001	-		✓ -	26,640.00	26,640.00	(26,640.00)
Other Supplies Expense		5020399000	1,000,000.00		✓ 460,087.32		460,087.32	-
Water Expense		5020401000	9,000,000.00	11,000,000.00	✓ 10,000,000.00	4,288,896.01	✓ 8,330,371.65	1,669,628.35
Electricity Expense		5020402000	9,000,000.00	11,147,587.21	✓ 10,866,077.12	2,550,040.81	✓ 8,004,613.02	2,861,464.10
Telephone Expense-Mobile		5020502001	-	132,000.00	✓ 132,000.00	12,000.00	144,000.00	(12,000.00)
Telephone Expense-Landline		5020502002	1,300,000.00		✓ 607,190.93		607,190.93	-
Other Professional Services (Salaries)		5021199000		1,258,128.39	✓ 1,258,128.39		1,258,128.39	-
Prizes		5020602000	-	9,000.00	✓ 9,000.00		9,000.00	-
Survey Expenses		5020701000	-	3,000.00	✓ 3,000.00		3,000.00	-
Environment/Sanitary Services		5021201000	400,000.00	458.00	✓ 400,458.00		400,458.00	-
Janitorial Services		5021202000	5,000,000.00	(218,763.69)	✓ 4,781,236.31		✓ 4,781,236.31	-
Security Services		5021203000	6,000,000.00	415,649.67	✓ 6,415,649.67		✓ 6,415,649.67	-
Other General Services		5021299000	250,000.00	(168,499.00)	✓ 81,501.00		81,501.00	-
RM-Machinery		5021305001	-	134,980.00	✓ 134,980.00		134,980.00	-
RM-Office Equipment		5021305002	-	23,800.00	✓ 23,800.00		23,800.00	-

P/A/P/ALLOTMENT CLASS Object of Expenditure	Reference	UACS	Allotment Received	Realignment/ Adjustment	Adjusted Allotment	Obligations Incurred		Unobligated Balance of Allot.
						This Report	To Date	
RM-Other Machineries & Equipment		5021305099	400,000.00	(396,000.00)	4,000.00		4,000.00	-
RM-Medical Equipment		5021305011		310,358.34	310,358.34		310,358.34	-
Taxes, Duties and Licenses		5021501001	-	2,000.00	2,000.00	750.00	2,750.00	(750.00)
Fidelity Bond Premiums		5021502000		132,843.75	132,843.75		132,843.75	-
Insurance Expense		5021503000	1,000,000.00	(400,000.00)	600,000.00	549,543.87	549,543.87	50,456.13
Printing and Binding Expenses		5029902000		3,691.60	3,691.60		3,691.60	-
Transportation & Delivery Expense		5029904000		250.00	250.00		250.00	-
Rental Expenses (Equipment)		5029905004		5,098.80	5,098.80		5,098.80	-
Subscription Expense -		5029907000	20,000.00	(20,000.00)	-		-	-
Other MOOE		5029999099	-	10,602,050.00	10,602,050.00	645,600.00	11,247,650.00	(645,600.00)
Other Subsidies			45,481,000.00	(45,481,000.00)	-		-	-
Total MOOE			164,401,000.00	-	130,936,000.00	14,460,521.29	130,936,000.00	(0.00)
CAPITAL OUTLAY				-				-
Hospitals & Health Centers	RA 10717	5060404003	50,000,000.00		50,000,000.00		14,795,658.04	35,204,341.96
Medical Equipment		5060405011	10,000,000.00		10,000,000.00		-	10,000,000.00
Total Capital Outlay			60,000,000.00	-	60,000,000.00	-	14,795,658.04	45,204,341.96
TOTAL-REGULAR ALLOTMENT			953,521,444.00	33,465,000.00		131,939,578.55	907,897,232.96	45,624,211.04
Sub-Allotment from Central Office								
MOOE								
NCGH	16-02-165				-			-
Training & Seminars		5020201000	142,005.00		142,005.00	2,400.00	142,005.00	-
Office Supplies Expenses		5020301000	8,000.00		8,000.00	8,000.00	8,000.00	-
Food Supplies Expenses		5020305000	318,032.50		318,032.50	318,032.50	318,032.50	-
Drugs and Medicines		5020307000	3,311,230.45		3,311,230.45	3,311,230.45	3,311,230.45	-
Medical, Dental & Lab. Supplies		5020308000	50,700.00		50,700.00		50,700.00	-
Gasoline, Oil & Lubricants		5020309000	20,240.85		20,240.85		20,240.85	-
Other Supplies Expenses		5020399000	615,749.28		615,749.28	151,482.00	615,749.28	-
Water Services		5020401000	110,778.21		110,778.21	82,608.14	110,778.21	-
Light & Power Services		5020402000	441,789.62		441,789.62	303,323.87	441,789.62	-

P/A/P/ALLOTMENT CLASS Object of Expenditure	Reference	UACS	Allotment Received	Realignment/ Adjustment	Adjusted Allotment	Obligations Incurred		Unobligated Balance of Allot.
						This Report	To Date	
Telephone Expenses (Landline)		5020502002	17,670.45		17,670.45	16,260.30	17,670.45	-
Internet Expenses		5020503000	6,720.00		6,720.00		6,720.00	-
Office Equipment (semi-expendable)		5020321002	102,200.00		102,200.00		102,200.00	-
Other Professional Services		5021199000	1,352,444.06		1,352,444.06	887,675.73	1,352,444.06	-
Security Services		5021203000	303,685.08		303,685.08	151,842.54	303,685.08	-
Janitorial Services		5021202000	198,754.50		198,754.50	198,754.50	198,754.50	-
Sub-total			7,000,000.00	-	7,000,000.00	5,431,610.03	7,000,000.00	-
MHCAP	16-03-254				-			-
Drugs and Medicines		5020307000	1,429,828.07		1,429,828.07	(67,294.83)	1,429,828.07	-
Medical, Dental & Lab. Supplies		5020308000	70,171.93		70,171.93	67,454.83	70,171.93	-
Sub-total			1,500,000.00	-	1,500,000.00	160.00	1,500,000.00	-
HEMB Program	16-03-500		190,904.28		190,904.28			190,904.28
Food Supplies Expenses		5020305000	30,566.00		30,566.00	15,920.00	30,566.00	-
Office Supplies Expenses		5020301000	3,893.00		3,893.00	3,893.00	3,893.00	-
Rental (Equipment)		5029905004	24,096.72		24,096.72	24,096.72	24,096.72	-
Printing and Publication Expenses		5029902000	540.00		540.00		540.00	-
Sub-total			250,000.00	-	250,000.00	43,909.72	59,095.72	190,904.28
Elimination of Diseases (Leprosy)	16-04-587		2,073,378.07		2,073,378.07			2,073,378.07
Training & Seminars		5020201000	97,956.08		97,956.08	22,996.25	97,956.08	-
Food Supplies Expenses		5020305000	20,400.00		20,400.00	20,400.00	20,400.00	-
Other Supplies Expenses		5020399000	33,399.75		33,399.75	33,399.75	33,399.75	-
Other Professional Services		5021199000	124,866.10		124,866.10	21,160.00	124,866.10	-
Medical, Dental & Lab. Supplies		5020308000					-	-
Sub-total			2,350,000.00	-	2,350,000.00	97,956.00	276,621.93	2,073,378.07
TB-DOTS	16-04-610		800,000.00		800,000.00			800,000.00
Drugs and Medicines		5020307000					-	-
Medical, Dental & Lab. Supplies		5020308000					-	-
Sub-total			800,000.00	-	800,000.00	-	-	800,000.00

P/A/P/ALLOTMENT CLASS Object of Expenditure	Reference	UACS	Allotment Received	Realignment/ Adjustment	Adjusted Allotment	Obligations Incurred		Unobligated Balance of Allot.
						This Report	To Date	
Other Infectious Diseases	16-04-642		1,500,000.00		1,500,000.00			1,500,000.00
Drugs and Medicines		5020307000					-	-
Medical, Dental & Lab. Supplies		5020308000					-	-
Sub-total			1,500,000.00	-	1,500,000.00	-	-	1,500,000.00
MHCAP	16-05-765				-			-
Drugs and Medicines		5020307000	588,775.00		588,775.00	(4,800.00)	588,775.00	-
Medical, Dental & Lab. Supplies		5020308000	5,225.00		5,225.00	4,800.00	5,225.00	-
Sub-total			594,000.00	-	594,000.00	-	594,000.00	-
NVBSP	16-05-796		113,606.00		113,606.00			113,606.00
Other Supplies Expenses		5020399000	177,000.00		177,000.00		177,000.00	-
Food Supplies Expenses		5020305000	59,394.00		59,394.00	5,327.00	59,394.00	-
Drugs and Medicines		5020307000					-	-
Medical, Dental & Lab. Supplies		5020308000					-	-
Sub-total			350,000.00	-	350,000.00	5,327.00	236,394.00	113,606.00
MHCAP	16-06-844				-			-
Drugs and Medicines		5020307000	988,113.40		988,113.40		988,113.40	-
Medical, Dental & Lab. Supplies		5020308000	11,886.60		11,886.60		11,886.60	-
Sub-total			1,000,000.00	-	1,000,000.00	-	1,000,000.00	-
MHCAP	16-06-943				-			-
Drugs and Medicines		5020307000	2,741,100.55		2,741,100.55	(130,691.65)	2,741,100.55	-
Medical, Dental & Lab. Supplies		5020308000	258,899.45		258,899.45	130,720.85	258,899.45	-
Sub-total			3,000,000.00	-	3,000,000.00	29.20	3,000,000.00	-
Hospitalization-Mr. Ronnie Cuenco)	16-07-1017		2,000.00		2,000.00			2,000.00
Drugs and Medicines		5020307000	8,893.32		8,893.32		8,893.32	-
Medical, Dental & Lab. Supplies		5020308000	9,768.78		9,768.78		9,768.78	-
Other Professional Services		5021199000	19,500.00		19,500.00		19,500.00	-
Sub-total			40,162.10	-	40,162.10	-	38,162.10	2,000.00

P/A/P/ALLOTMENT CLASS Object of Expenditure	Reference	UACS	Allotment Received	Realignment/ Adjustment	Adjusted Allotment	Obligations Incurred		Unobligated Balance of Allot.
						This Report	To Date	
MHCAP	16-07-1086				-			-
Drugs and Medicines		5020307000	758,090.35		758,090.35	(37,472.12)	758,090.35	-
Medical, Dental & Lab. Supplies		5020308000	726,909.65		726,909.65	38,709.05	726,909.65	-
Sub-total			1,485,000.00	-	1,485,000.00	1,236.93	1,485,000.00	-
FAMILY HEALTH	16-08-1178		35,000.00		35,000.00			35,000.00
Drugs and Medicines		5020307000				-	-	-
Medical, Dental & Lab. Supplies		5020308000				-	-	-
Sub-total			35,000.00	-	35,000.00	-	-	35,000.00
HEMB	16-08-1245		2,000,000.00		2,000,000.00			2,000,000.00
Drugs and Medicines		5020307000				-	-	-
Medical, Dental & Lab. Supplies		5020308000				-	-	-
Sub-total			2,000,000.00	-	2,000,000.00	-	-	2,000,000.00
MHCAP	16-08-1266				-			-
Other Professional Services		5021199000	65,000.00		65,000.00		65,000.00	-
Medical, Dental & Lab. Supplies		5020308000	35,000.00		35,000.00	35,000.00	35,000.00	-
Sub-total			100,000.00	-	100,000.00	35,000.00	100,000.00	-
MHCAP	16-09-1306				-			-
Drugs and Medicines		5020307000	1,640,267.16		1,640,267.16	980,828.17	1,640,267.16	-
Medical, Dental & Lab. Supplies		5020308000	359,732.84		359,732.84	(169,999.61)	359,732.84	-
Sub-total			2,000,000.00	-	2,000,000.00	810,828.56	2,000,000.00	-
MHCAP	16-10-1410				-			-
Drugs and Medicines		5020307000				-	-	-
Medical, Dental & Lab. Supplies		5020308000	100,000.00		100,000.00	28,500.00	100,000.00	-
Sub-total			100,000.00	-	100,000.00	28,500.00	100,000.00	-
MHCAP	16-10-1482		11,239.90		11,239.90			11,239.90
Drugs and Medicines		5020307000	-		-	-	-	-
Medical, Dental & Lab. Supplies		5020308000	288,760.10		288,760.10	72,260.10	288,760.10	-
Sub-total			300,000.00	-	300,000.00	72,260.10	288,760.10	11,239.90

P/A/P/ALLOTMENT CLASS Object of Expenditure	Reference	UACS	Allotment Received	Realignment/ Adjustment	Adjusted Allotment	Obligations Incurred		Unobligated Balance of Allot.
						This Report	To Date	
MHCAP	16-10-1511				-			-
Drugs and Medicines		5020307000	499,500.00		499,500.00	499,500.00	499,500.00	-
Medical, Dental & Lab. Supplies		5020308000	500.00		500.00	500.00	500.00	-
Sub-total			500,000.00	-	500,000.00	500,000.00	500,000.00	-
MHCAP	16-11-1553		400,000.00		400,000.00			400,000.00
Drugs and Medicines		5020307000						-
Medical, Dental & Lab. Supplies		5020308000						-
Sub-total			400,000.00	-	400,000.00	-	-	400,000.00
National Pharmaceuticals	16-12-1571				-			-
Drugs and Medicines		5020307000	995,000.00		995,000.00	995,000.00	995,000.00	-
Medical, Dental & Lab. Supplies		5020308000	5,000.00		5,000.00			5,000.00
			1,000,000.00	-	1,000,000.00	995,000.00	995,000.00	5,000.00
NCGH	16-12-1596				-			-
Drugs and Medicines		5020307000	1,087,413.05		1,087,413.05	1,087,413.05	1,087,413.05	-
Medical, Dental & Lab. Supplies		5020308000	2,912,586.95		2,912,586.95	-	-	2,912,586.95
			4,000,000.00	-	4,000,000.00	1,087,413.05	1,087,413.05	2,912,586.95
Total, MOOE			30,304,162.10	-	30,304,162.10	9,109,230.59	20,260,446.90	10,043,715.20
CAPITAL OUTLAY								
Medical, Dental & Lab. Equipt.	SAA 16-02-179	5060405011	51,750,000.00		51,750,000.00		46,575,000.00	5,175,000.00
Medical, Dental & Lab. Equipt.	SAA 16-02-229	5060405011	23,000,000.00		23,000,000.00	18,101,280.00	18,101,280.00	4,898,720.00
Total Capital Outlay			74,750,000.00	-	74,750,000.00	18,101,280.00	64,676,280.00	10,073,720.00
Total Sub-Allotment from DOH			105,054,162.10	-	105,054,162.10	27,210,510.59	84,936,726.90	20,117,435.20
TOTAL CURRENT YEAR'S BUDGET			1,058,575,606.10	33,465,000.00	1,058,575,606.10	159,150,089.14	992,833,959.86	65,741,646.24
CONTINUING ALLOTMENTS								
<i>Prior Year's Allotment</i>								
MOOE								
Regular Fund	RA 10651				-		-	-
Training & Seminars		5020201000	72,000.00		72,000.00		72,000.00	-

PIA/P/ALLOTMENT CLASS Object of Expenditure	Reference	UACS	Allotment Received	Realignment/ Adjustment	Adjusted Allotment	Obligations Incurred		Unobligated Balance of Allot.
						This Report	To Date	
Telephone Expenses (Landline)		5020502002	1,410.15		1,410.15		1,410.15	-
Food Supplies Expenses		5020305000	178,799.89		178,799.89		178,799.89	-
Accountable Forms		5020302000	(30.00)		(30.00)		(30.00)	-
Drugs and Medicines		5020307000	1,088,367.89		1,088,367.89	553.88	1,088,367.89	-
Medical, Dental & Lab. Supplies		5020308000	2,234,279.18		2,234,279.18	(373.88)	2,234,279.18	-
Other Professional Services		5021199000	277,565.91		277,565.91		277,565.91	-
Security Services		5021203000	161,396.20		161,396.20		161,396.20	-
Military, Police and Traffic Supplies		5020312000	1,390.00		1,390.00		1,390.00	-
<i>Other Subsidies:</i>					-		-	-
Drugs and Medicines		5020307000	(313,525.74)		(313,525.74)		(313,525.74)	-
Medical, Dental & Lab. Supplies		5020308000	657,294.09		657,294.09		657,294.09	-
Sub-total			4,358,947.57	-	4,358,947.57	180.00	4,358,947.57	-
TB CONTROL PROGRAM	15-03-145		538,812.39		538,812.39			538,812.39
Office Supplies Expenses		5020301000	1,790.00		1,790.00		1,790.00	-
Drugs & Medicines		5020307000	5,872.50		5,872.50		5,872.50	-
Medical, Dental & Lab. Supplies		5020308000	31,898.00		31,898.00		31,898.00	-
Training & Seminars		5020201000	34,000.00		34,000.00		34,000.00	-
Other Professional Services		5021199000	187,627.11		187,627.11	138,421.91	187,627.11	-
Sub-total			800,000.00	-	800,000.00	138,421.91	261,187.61	538,812.39
Other Infectious Diseases	15-03-207				-			-
Medical, Dental & Lab. Supplies		5020308000	50,000.00		50,000.00		50,000.00	-
Sub-total			50,000.00	-	50,000.00	-	50,000.00	-
HEMB	15-04-346		101,411.68		101,411.68			101,411.68
Travelling Expenses (Local)		5020101000	6,860.00		6,860.00		6,860.00	-
Training & Seminars		5020201000	167,400.00		167,400.00		167,400.00	-
Drugs and Medicines		5020307000	1,804,350.00		1,804,350.00	(6,150.00)	1,804,350.00	-
Medical, Dental & Lab. Supplies		5020308000	305,000.00		305,000.00	135,000.00	305,000.00	-
SE - Office Equipment		5020321002	22,000.00		22,000.00	22,000.00	22,000.00	-

P/A/P/ALLOTMENT CLASS Object of Expenditure	Reference	UACS	Allotment Received	Realignment/ Adjustment	Adjusted Allotment	Obligations Incurred		Unobligated Balance of Allot.
						This Report	To Date	
SE - Disaster Response Equipt.		5020321008	84,000.00		84,000.00	84,000.00	84,000.00	-
Rental (Equipment)		5029905004	20,680.00		20,680.00	20,680.00	20,680.00	-
Other Supplies Expenses		5020399000	78,850.00		78,850.00		78,850.00	-
Sub-total			2,590,551.68	-	2,590,551.68	255,530.00	2,489,140.00	101,411.68
MHCAP	15-05-453				-		-	-
Medical, Dental & Lab. Supplies		5020308000	296.40		296.40		296.40	-
Sub-total			296.40	-	296.40	-	296.40	-
NCGH	15-05-537		1,809.80		1,809.80		-	1,809.80
Training & Seminars		5020201000	172,800.00		172,800.00		172,800.00	-
Office Supplies Expenses		5020301000	4,463.50		4,463.50		4,463.50	-
Food Supplies Expenses		5020305000	109,671.44		109,671.44		109,671.44	-
Drugs and Medicines		5020307000	(119,555.31)		(119,555.31)		(119,555.31)	-
Medical, Dental & Lab. Supplies		5020308000	(760.00)		(760.00)		(760.00)	-
Gasoline, Oil & Lubricants		5020309000	12,935.00		12,935.00		12,935.00	-
Water Services		5020401000	292,562.23		292,562.23		292,562.23	-
Light & Power Services		5020402000	883,114.59		883,114.59		883,114.59	-
Telephone Expenses (Landline)		5020502002	11,298.00		11,298.00		11,298.00	-
Internet Expenses		5020503000	21,984.35		21,984.35		21,984.35	-
Other Supplies Expenses		5020399000	5,500.00		5,500.00		5,500.00	-
Other Professional Services		5021199000	2,711,028.67		2,711,028.67		2,711,028.67	-
Environment & Sanitary Services		5021201000	3,441.00		3,441.00		3,441.00	-
Security Services		5021203000	775,375.28		775,375.28		775,375.28	-
Janitorial Services		5021202000	603,611.24		603,611.24		603,611.24	-
Repair - Machinery		5021305001	19,857.60		19,857.60	(302.40)	19,857.60	-
Repair - Office Equipment		5021305002	5,030.00		5,030.00		5,030.00	-
Sub-total			5,514,167.39	-	5,514,167.39	(302.40)	5,512,357.59	1,809.80
MHCAP	15-06-558				-			-
Medical, Dental & Lab. Supplies		5020308000	425.28		425.28		425.28	-
Sub-total			425.28	-	425.28	-	425.28	-

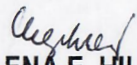
PI/A/ALLOTMENT CLASS Object of Expenditure	Reference	UACS	Allotment Received	Realignment/ Adjustment	Adjusted Allotment	Obligations Incurred		Unobligated Balance of Allot.
						This Report	To Date	
MHCAP	15-06-589				-			-
Medical, Dental & Lab. Supplies		5020308000	101.96		101.96		101.96	-
Sub-total			101.96	-	101.96	-	101.96	-
MHCAP (DOH Employees)	15-06-685		76.36		76.36			76.36
Drugs and Medicines		5020307000	597,621.02		597,621.02	205.02	597,621.02	-
Medical, Dental & Lab. Supplies		5020308000	992,516.09		992,516.09	(11.46)	992,516.09	-
Sub-total			1,590,213.47	-	1,590,213.47	193.56	1,590,137.11	76.36
Mngt. Of Acute Schemic Stroke	15-10-1007		323,970.00		323,970.00			323,970.00
Textbook & Other Inst. Materials		5020311001	8,000.00		8,000.00		8,000.00	-
Food Supplies Expenses		5020305000	36,000.00		36,000.00		36,000.00	-
Other MOOE		5029999099	39,900.00		39,900.00	39,900.00	39,900.00	-
Training & Seminars		5020201000	92,130.00		92,130.00	17,970.00	92,130.00	-
Sub-total			500,000.00	-	500,000.00	57,870.00	176,030.00	323,970.00
MHCAP (Negros Oriental-3rd District)	15-11-1027				-			-
Drugs and Medicines		5020307000	52,250.00		52,250.00		52,250.00	-
Medical, Dental & Lab. Supplies		5020308000	97,750.00		97,750.00		97,750.00	-
Sub-total			150,000.00	-	150,000.00	-	150,000.00	-
General Support Services	15-12-1074				-			-
Environment & Sanitary Services		5021201000	1,884.34		1,884.34		-	1,884.34
Sub-total			1,884.34	-	1,884.34	-	-	1,884.34
Total MOOE			15,556,588.09	-	15,556,588.09	451,893.07	14,588,623.52	967,964.57
CAPITAL OUTLAY	RA 10651							
Hospitals & Health Centers		5060404003	48,000,000.00		48,000,000.00	16,845,180.19	46,830,595.10	1,169,404.90
Machinery		5060405001	12,500,000.00		12,500,000.00	6,100,000.00	6,100,000.00	6,400,000.00
Office Equipment		5060405002	-		-	7,900.00	(3,503.39)	3,503.39
Other Machinery & Equipment		5060405099	11,346,570.00		11,346,570.00	35,600.00	7,310,585.00	4,035,985.00
Total Capital Outlay			71,846,570.00	-	71,846,570.00	22,988,680.19	60,237,676.71	11,608,893.29
Total Continuing - Prior Year			87,403,158.09	-	87,403,158.09	23,440,573.26	74,826,300.23	12,576,857.86


P/A/P/ALLOTMENT CLASS Object of Expenditure	Reference	UACS	Allotment Received	Realignment/ Adjustment	Adjusted Allotment	Obligations Incurred		Unobligated Balance of Allot.
						This Report	To Date	
Current Year's Allotment								
Hospitalization (J. Herrera)	16-02-25				-			-
Drugs and Medicines		5020307000	321.10		321.10	321.10	321.10	-
Medical, Dental & Lab. Supplies		5020308000	24,678.90		24,678.90	24,678.90	24,678.90	-
Sub-total			25,000.00	-	25,000.00	25,000.00	25,000.00	-
MHCAP	16-03-66				-		-	-
Drugs and Medicines		5020307000	499,520.00		499,520.00		499,520.00	-
Medical, Dental & Lab. Supplies		5020308000	480.00		480.00		480.00	-
Sub-total			500,000.00	-	500,000.00	-	500,000.00	-
MHCAP	16-9-183				-			-
Drugs and Medicines		5020307000	347,794.49		347,794.49	(65,295.10)	347,794.49	-
Medical, Dental & Lab. Supplies		5020308000	152,205.51		152,205.51	65,295.10	152,205.51	-
Sub-total			500,000.00	-	500,000.00	-	500,000.00	-
Total Continuing - Current Year			1,025,000.00	-	1,025,000.00	25,000.00	1,025,000.00	-
TOTAL CONTINUING ALLOTMENTS			88,428,158.09	-	88,428,158.09	23,465,573.26	75,851,300.23	12,576,857.86
GRAND TOTAL			1,147,003,764.19	33,465,000.00	1,147,003,764.19	182,615,662.40	1,068,685,260.09	78,318,504.10


Prepared by:

Certified Correct:

Approved:


MA. ELENA E. HILARIO
 Administrative Officer II


MARIA ANNJANETTE L. GARCIA, CPA
 Accountant IV, OIC-Budget


EMMANUEL E. MONTAÑA JR., M.D., FPCS, MHA
 Medical Center Chief

/ellen 1.19.17