

JRRMMC-CCU  
RECEIVED  
Nicole Heikil V. Lumbang 10-11-22  
ID No. 600373 4:21 PM

COMMISSION ON AUDIT  
RECEIVED  
10-10-22 TIME: 2:50  
JOSE R RAYES MEMORIAL MEDICAL CENTER

PAR No. 4 (NCA)

ACCOUNTING DEPARTMENT  
RECEIVED  
OCT 10 2022  
BY: JOHN CARLOS CARVIN JESALVA

MONTHLY REPORT OF DISBURSEMENTS  
For the month of September 2022

Department : Department of Health  
Agency : Jose B. Rayes Memorial Medical Center  
Operating Unit :  
Organization Code (OACS) :  
Funding Source Code (for clusters): 01101101101405-07200663  
(Fg. Old Fund Code: 101102, 151)

PARTICULARS	CURRENT YEAR BUDGET						PRIOR YEAR'S ACCOUNTS PAYABLE						CURRENT YEAR'S ACCOUNTS PAYABLE						PRIOR YEAR'S BUDGET						TRUST LIABILITIES						REMARKS																																								
	PS		MOOE		Fin. Exp.		PS		MOOE		Fin. Exp.		PS		MOOE		Fin. Exp.		PS		MOOE		Fin. Exp.		PS		MOOE		Fin. Exp.																																										
	TOTAL	CO	TOTAL	CO	TOTAL	CO	TOTAL	CO	TOTAL	CO	TOTAL	CO	TOTAL	CO	TOTAL	CO	TOTAL	CO	TOTAL	CO	TOTAL	CO	TOTAL	CO	TOTAL	CO	TOTAL	CO	TOTAL																																										
Notice of Cash Disbursement (NCA)	77,128,840.04	2,007,187.84	83,800,594.56	60,346.55	60,346.55	60,346.55	10,000.00	10,000.00	70,346.55	10,000.00	10,000.00	10,000.00	83,870,937.11	2,007,187.84	85,878,124.95	4,664,568.68	4,664,568.68	4,664,568.68	4,664,568.68	4,664,568.68	77,199,186.59	4,664,568.68	81,863,755.27	2,007,187.84	83,870,937.11	4,664,568.68	4,664,568.68	88,535,505.79	2,007,187.84	90,542,693.63	88,535,505.79																																								
MOO Checkbook	6,514,668.43	3,574,303.21	10,088,971.64	3,593,822.21	3,593,822.21	3,593,822.21	9,460.00	9,460.00	7,004,644.42	3,593,822.21	3,593,822.21	3,593,822.21	19,671,972.14	3,574,303.21	23,246,275.35	8,522,620.50	8,522,620.50	8,522,620.50	8,522,620.50	6,945,048.43	8,522,620.50	15,467,668.93	3,574,303.21	19,041,972.14	8,522,620.50	8,522,620.50	23,569,893.43	3,574,303.21	27,144,196.64	23,569,893.43																																									
Working Fund (NCA) loaned to BTR	10,349,851.28	321,038.48	10,670,889.76	321,038.48	321,038.48	321,038.48			10,349,851.28	321,038.48	321,038.48		11,212,940.55	321,038.48	11,533,979.03	542,890.79	542,890.79	542,890.79	542,890.79	10,349,851.28	542,890.79	10,892,742.07	542,890.79	11,435,632.84	542,890.79	11,978,523.63	542,890.79	12,521,414.42	542,890.79	13,064,305.21	542,890.79																																								
Trust Disbursement Colling (CDC)																																																																							
Cash Disbursement Authority (NCA)																																																																							
Others (COT, BTR, Debt Stamp, etc.)	13,026,437.99	3,895,541.69	16,921,979.68	79,660.55	79,660.55	79,660.55	19,460.00	19,460.00	13,026,437.99	3,895,541.69	16,921,979.68	79,660.55	19,460.00	19,460.00	19,460.00	4,657,264.22	4,657,264.22	4,657,264.22	4,657,264.22	13,026,437.99	4,657,264.22	17,683,702.21	4,657,264.22	22,340,966.42	4,657,264.22	27,000,230.64	4,657,264.22	31,657,494.86	4,657,264.22	36,314,759.08	4,657,264.22																																								
TOTAL	107,128,840.04	10,357,187.84	117,486,027.88	13,640,409.79	13,640,409.79	13,640,409.79	39,460.00	39,460.00	107,128,840.04	13,640,409.79	120,769,249.83	13,640,409.79	39,460.00	39,460.00	117,486,027.88	17,180,910.51	17,180,910.51	17,180,910.51	17,180,910.51	107,128,840.04	17,180,910.51	124,309,750.39	17,180,910.51	141,486,660.42	17,180,910.51	158,667,570.93	17,180,910.51	175,848,481.44	17,180,910.51	193,029,391.95	17,180,910.51																																								
<p>DISBURSEMENTS:</p> <table border="0"> <tr> <td>Total Disbursements Audited/Received</td> <td>199,914,574.80</td> <td>99,982,921.19</td> <td>299,897,495.99</td> <td>299,897,495.99</td> </tr> <tr> <td>NCA</td> <td>22,346,128.84</td> <td>11,173,064.24</td> <td>33,519,193.08</td> <td>33,519,193.08</td> </tr> <tr> <td>Working Fund</td> <td></td> <td></td> <td></td> <td></td> </tr> <tr> <td>TR</td> <td></td> <td></td> <td></td> <td></td> </tr> <tr> <td>CDC</td> <td></td> <td></td> <td></td> <td></td> </tr> <tr> <td>NCA</td> <td>322,281,146.64</td> <td>111,195,862.74</td> <td>433,477,009.38</td> <td>433,477,009.38</td> </tr> <tr> <td>Others (COT, BTR, Debt Stamp, etc.)</td> <td>215,333,025.53</td> <td>114,155,634.89</td> <td>329,488,660.42</td> <td>329,488,660.42</td> </tr> <tr> <td>Disbursements *</td> <td>5,997,699.21</td> <td>(2,959,987.26)</td> <td>3,037,711.95</td> <td>3,037,711.95</td> </tr> </table> <p>Balance of Disbursements authorized as of the date _____          * Amounts should apply</p> <p>Approved: _____          Date: _____</p> <p>Approved By: _____          Date: _____</p> <p>Approved By: _____          Date: _____</p> <p>Approved By: _____          Date: _____</p>																																Total Disbursements Audited/Received	199,914,574.80	99,982,921.19	299,897,495.99	299,897,495.99	NCA	22,346,128.84	11,173,064.24	33,519,193.08	33,519,193.08	Working Fund					TR					CDC					NCA	322,281,146.64	111,195,862.74	433,477,009.38	433,477,009.38	Others (COT, BTR, Debt Stamp, etc.)	215,333,025.53	114,155,634.89	329,488,660.42	329,488,660.42	Disbursements *	5,997,699.21	(2,959,987.26)	3,037,711.95	3,037,711.95
Total Disbursements Audited/Received	199,914,574.80	99,982,921.19	299,897,495.99	299,897,495.99																																																																			
NCA	22,346,128.84	11,173,064.24	33,519,193.08	33,519,193.08																																																																			
Working Fund																																																																							
TR																																																																							
CDC																																																																							
NCA	322,281,146.64	111,195,862.74	433,477,009.38	433,477,009.38																																																																			
Others (COT, BTR, Debt Stamp, etc.)	215,333,025.53	114,155,634.89	329,488,660.42	329,488,660.42																																																																			
Disbursements *	5,997,699.21	(2,959,987.26)	3,037,711.95	3,037,711.95																																																																			

Certified Correct: \_\_\_\_\_  
 Date: \_\_\_\_\_  
 Financial Management Officer II

DEPARTMENT OF BUDGET AND MANAGEMENT  
AS CENTRAL RECORDS DIVISION  
RECEIVED  
OCT 11 2022

DEPARTMENT OF HEALTH  
FMS-ACCOUNTING DIVISION  
RECEIVED  
OCT 11 2022  
BY: \_\_\_\_\_  
TIME: 4:00  
CTRL NO.: \_\_\_\_\_

MONTHLY REPORT OF DISBURSEMENTS  
For the month of September 2022

Department: Department of Health  
Agency: John B. Reyes Memorial Medical Center  
Operating Unit: \_\_\_\_\_  
Funding Source Code (NTCA): \_\_\_\_\_  
Funding Source Code (for clustered): 0110101.01101005.07308692  
(See OIG Fund Code: 101.102, 151)

PARTICULARS	CURRENT YEAR BUDGET						PRIOR YEARS ACCOUNTS PAYABLE						CURRENT YEAR'S ACCOUNTS PAYABLE						TRUST LIABILITIES						GRAND TOTAL								
	PS		MODE		Fin. Exp.		CO		TOTAL		PS		MODE		Fin. Exp.		CO		TOTAL		PS		MODE		Fin. Exp.		CO		TOTAL				
Notice of Cash Allocation (NCA)	4,863,986.27	7,402,890.40	18,454,343.84	30,844,215.71	9,630.03	9,630.03	33,739.98	33,739.98	43,270.01	36,897,589.72	4,952,616.30	7,439,630.38	18,454,343.84	30,897,589.72	4,952,616.30	7,439,630.38	18,454,343.84	30,897,589.72	4,952,616.30	7,439,630.38	18,454,343.84	30,897,589.72	4,952,616.30	7,439,630.38	18,454,343.84	30,897,589.72	4,952,616.30	7,439,630.38	18,454,343.84	30,897,589.72			
NTCA Checker (NTCA)	4,222,780.23	11,214,066.25	15,536,846.48	19,438.04	19,438.04	19,438.04	33,739.98	33,739.98	19,438.04	15,556,284.52	4,242,218.27	11,274,066.25	15,556,284.52	15,556,284.52	4,242,218.27	11,274,066.25	15,556,284.52	15,556,284.52	4,242,218.27	11,274,066.25	15,556,284.52	15,556,284.52	4,242,218.27	11,274,066.25	15,556,284.52	15,556,284.52	4,242,218.27	11,274,066.25	15,556,284.52	15,556,284.52			
Working Fund (NCA issued to BTF)	532,942.10	544,425.30	1,072,049.46	2,149,416.96	1,632.01	1,632.01	2,195.09	2,195.09	3,827.10	2,153,243.96	58,574.11	546,630.39	1,072,049.46	58,574.11	546,630.39	1,072,049.46	1,072,049.46	58,574.11	546,630.39	1,072,049.46	1,072,049.46	58,574.11	546,630.39	1,072,049.46	1,072,049.46	58,574.11	546,630.39	1,072,049.46	1,072,049.46	58,574.11	546,630.39	1,072,049.46	
Trust Advancement Colling (CDC)																																	
Non-Cash Advancement Authority (NCAA)																																	
Others (CMT, BTF, Debt Stamp, etc.)	9,239,298.65	19,264,381.85	19,576,392.50	48,530,483.05	29,068.07	29,068.07	35,935.87	35,935.87	66,635.15	48,527,118.20	9,270,458.68	19,260,317.22	19,526,392.50	48,527,118.20	9,270,458.68	19,260,317.22	19,526,392.50	48,527,118.20	9,270,458.68	19,260,317.22	19,526,392.50	48,527,118.20	9,270,458.68	19,260,317.22	19,526,392.50	48,527,118.20	9,270,458.68	19,260,317.22	19,526,392.50	48,527,118.20			
TOTAL	19,239,298.65	37,404,678.80	77,467,926.10	117,978,448.61	68,368.18	68,368.18	75,801.81	75,801.81	139,905.16	117,978,448.61	19,239,298.65	37,404,678.80	77,467,926.10	117,978,448.61	19,239,298.65	37,404,678.80	77,467,926.10	117,978,448.61	139,905.16	117,978,448.61	19,239,298.65	37,404,678.80	77,467,926.10	117,978,448.61	139,905.16	117,978,448.61	19,239,298.65	37,404,678.80	77,467,926.10	117,978,448.61			

REMARKS:

Total Disbursements Authorized Received: 225,545,647.25  
Working Fund: 9,817,691.35  
NTCA: 215,323,333.60  
NTCA (CMT, BTF, Debt Stamp, etc.): 215,323,333.60  
Less: National Transfer Allocation (NTCA) issued: 225,253,052.31  
Total Disbursements Authorized Available: 10,070,281.29  
Less: Current NCA: \_\_\_\_\_  
Balance of Disbursements Authorized as of the date: \_\_\_\_\_

Notes: The use of NTA is discouraged  
\* Assume about fully

Previous Report (August): This Month (September): As of Date


225,545,647.25 33,111,471.46 258,657,118.71  
9,817,691.35 2,153,243.96 12,000,935.31

215,323,333.60 35,464,715.42 270,858,049.02  
225,253,052.31 48,527,118.20 273,855,170.51  
10,070,281.29 (1,132,627.79) (2,992,871.49)


Total Disbursements Program: 35,664,715.62  
Less: Actual Disbursements: 15,132,182.41  
(Over)/Under Spending: (20,532,533.21)

Zerolina Bueset: #REF! 225,253,052.31  
#REF! 48,527,118.20  
#REF! 273,855,170.51

As of Date: #REF! 273,855,170.51  
#REF! 48,527,118.20  
#REF! 273,855,170.51

Certified Correct:  JAYSON G. DE CRUZ  
Financial and Management Officer II

Date: \_\_\_\_\_

Approved By:  EMANUEL P. MONTAÑA, JR.  
Medical Center Chief II

Date: \_\_\_\_\_

MONTHLY REPORT OF DISBURSEMENTS  
For the month of September 2022


Department : Department of Health  
Agency : Jon E. Boyer Memorial Medical Center  
Operating Unit :  
Commission Code (UACC) :  
Funding Source Code (as claimant): 011011011.01101407.02308602  
(e.g. 04 Fund Code: 101.102.151)


PARTICULARS	CURRENT YEAR BUDGET					PRIOR YEAR'S BUDGET					CURRENT YEAR'S ACCOUNTS PAYABLE					PRIOR YEAR'S ACCOUNTS PAYABLE					TRUST LIABILITIES					GRAND TOTAL					
	PS	MOORE	Fin. Exp	CO	TOTAL	PS	MOORE	Fin. Exp	CO	TOTAL	PS	MOORE	Fin. Exp	CO	TOTAL	PS	MOORE	Fin. Exp	CO	TOTAL	PS	MOORE	Fin. Exp	CO	TOTAL	PS	MOORE	Fin. Exp	CO	TOTAL	REMARKS
Notice of Cash Allocation (NCA)																															
MBS Checks Issued																															
Affairs to Health Account																															
Working Fund (NCA) issued to BTY																															
Year Disbursements (for interest) (TRM)																															
Cash Disbursements (for interest) (TRM)																															
Cash Disbursements (for interest) (TRM)																															
New-Cash Availability Authority (NCAA)																															
Others (DOT, BTY, Docs Stamp, etc.)																															
TOTAL																															
Subtotal																															
TOTAL DISBURSEMENTS																															

	Fiscal Report (August)	This Month (September)	As of Date
Total Disbursements Audited Received	80,356,608.00	80,356,608.00	80,356,608.00
Working Fund	452,564.90	452,564.90	452,564.90
TOTAL	80,200.00	80,200.00	80,200.00
Net of Corrections*	86,739,551.20	86,739,551.20	86,739,551.20
Balance of Disbursements Audited as of to date	72,937,815.15	8,394,634.87	72,937,815.15
TOTAL	86,739,551.20	8,394,634.87	86,739,551.20

	Fiscal Report	This month	As of Date
Total Disbursements Program	80,799,952.00	80,200.00	80,799,952.00
Less: Actual Disbursements	80,799,952.00	80,200.00	80,799,952.00
(Over)/Under Spending	22,516,634.90	748,328.21	22,516,634.90

Notes: The use of FYA is discouraged  
\* Assume revised early

Certified Correct:   
Date: \_\_\_\_\_  
MICAELA CRUZ  
Financial Management Officer II

Approved By:   
Date: \_\_\_\_\_  
EMILIO R. MONTAÑA, JR., M.D., MBA  
Medical Center Chief II